


EDITION / VERSİYON  
UPDATE / GÜNCELLEME

01/2019  
07/2023

# 58C

**WINDOW & DOOR SYSTEM**  
PENCERE & KAPI SİSTEMİ



**KURTOĞLU**<sup>®</sup>  
ALUMINIUM





# MODERN HARMONY OF SAFETY AND AESTHETICS

## INDEX / İÇİNDEKİLER

<b>Company Information / Hakkımızda</b>	<b>1 - 4</b>
<b>Technical Information / Teknik Bilgiler</b>	<b>5 - 9</b>
<b>Profile Index / Profil İndeks</b>	
<b>Profiles / Profiller</b>	
<i>Profiles ( 1.8 mm ) / Profiller (1.8 mm)</i>	<b>10 - 28</b>
<i>Profiles ( 1.5 mm ) / Profiller (1.5 mm)</i>	<b>29 - 32</b>
<i>Profiles ( 2 mm ) / Profiller (2 mm)</i>	<b>33 - 35</b>
<b>Details / Detaylar</b>	<b>36 - 87</b>
<b>Glazing Tables / Cam Tabloları</b>	<b>88 - 90</b>
<b>Accessories / Aksesuarlar</b>	<b>91 - 98</b>
<b>Cutting Size / Kesim Ölçüleri</b>	<b>99 - 105</b>
<b>Assembly Details / Montaj Detayları</b>	<b>106 - 127</b>



## COMPANY INFORMATION

### FİRMAMIZ HAKKINDA

Our company started its operations with copper and lead casting in the 1960s, and in 1980, we started to serve in the Aluminium Sector with aluminium extrusion press that has 1200 ton capacity. KURTOĞLU Aluminium is located in Corlu, approximately 100 km away from Istanbul and operates in 31.000 m2 indoor area. With our latest investments, our company has become a modern integrated facility.

- Annual production capacity ~ 34.000 tons,
- Approximately ~ 500 qualified employees,
- ISO 9001:2015 Quality System.
- Qualicoat Seaside Certificate,
- Qualanod Certificate,
- CE Certificate

The main production features of our Company are described as follows:

- Molding Room (Wire Erosion, Treatment Center),
- Aluminium Extrusion Presses, (800 tons, 1460 tons, 1880 tons, 1460/1880 tons, 2100 tons and 2600 tons),
- Anodic Oxidation Facility ( 75.000 amps - 412.500 m2 / month )
- Electrostatic Powder Paint Facility ( 750.000 m2 / month )
- Mechanical Processing Section ( CNC Treatment Center)

Kurtoğlu Alüminyum exports its products to; U.S. America, New York, Los Angeles, San Francisco, Switzerland, Germany, Austria, Belgium, Sweden, Albania, England, Greece, Bulgaria, Cyprus, Serbia, Montenegro, Hungary, Georgia, Croatia, Turkmenistan, Kyrgyzstan, Azerbaijan, Moldova, Ukraine, Macedonia, Kosovo, Romania, Belarus, Czech Republic, Libya, Iraq, Algeria, Tunisia, Qatar, Nigeria, Israel, Ghana, Gabon, France, India, Saudi Arabia, Burkina Faso, Ethiopia, Egypt, Ivory Coast, Morocco, Poland, The Netherlands, Russia, Madagascar, Niger, Tanzania, Mozambique, Norway, Lebanon, Mayotte, Palestine, Senegal, Somali, Benin, Canada, Panama.

KURTOĞLU ALUMINIUM continues to operate based on the principle of providing services to its customers with zero fault.

Şirketimiz 1960' lı yıllarda Bakır ve Kurşun ile üretim hayatına başlamıştır. 1980 yılında 1200 tonluk Alüminyum Ekstrüzyon presi ile üretim sektörüne girmiştir.

KURTOĞLU Alüminyum; İstanbul'a yaklaşık 100 km mesafede Çorlu'da bulunmaktadır. 31.000 m<sup>2</sup> kapalı alanda faaliyetini sürdürmektedir. Son yapılan yatırımlarla şirketimiz modern bir entegre tesis haline ulaşmıştır.

- Yıllık kapasite ~ 34.000 ton,
- Yaklaşık ~ 500 kalifiye eleman,
- ISO 9001:2015 kalite sistemi,
- Qualicoat Seaside Belgesi,
- Qualanod Belgesi,
- CE Belgesi,

Şirketimizin ana özellikleri aşağıda da belirtilmiştir:

- Kalıphane Bölümü (Tel erozyon, İşleme Merkezi)
- Alüminyum Ekstrüzyon Presleri; ( 800 ton, 1460 ton, 1880 ton, 1460/1880 ton, 2100 ton ve 2600 ton ),
- Elokso Tesisi ( 75.000 Amper - 412.500 m<sup>2</sup> / Ay )
- Elektrostatik Toz Boya Tesisi ( 750.000 m<sup>2</sup> / Ay )
- Mekanik İşlem Bölümü ( CNC İşleme Merkezi )

KURTOĞLU Alüminyum Ürünleri; Amerika, New York, Los Angeles, San Francisco, İsviçre, Almanya, Avusturya, Belçika, İsveç, Arnavutluk, İngiltere , Yunanistan, Bulgaristan, Kıbrıs, Sırbistan, Karadağ, Macaristan, Gürcistan, Hırvatistan, Türkmenistan, Kırgızistan, Azerbaycan, Moldova, Ukrayna, Makedonya, Kosova, Romanya, Beyaz Rusya, Çek Cumhuriyeti, Libya, Irak, Cezayir, Tunus, Katar, Nijerya, İsrail, Gana, Gabon, Fransa, Hindistan, Suudi Arabistan, Burkina Faso, Etiyopya, Mısır, Fil Dişi Sahili, Fas, Polonya, Hollanda, Rusya Federasyonu, Madagaskar, Nijer, Tanzania, Mozambik, Norveç, Lübnan, Mayotte, Filistin, Senegal, Somali, Benin, Kanada, Panama' ya ihraç edilmektedir.

KURTOĞLU ALÜMİNYUM müşterilerine sıfır hata ile hizmet vermeyi temel alarak çalışmalarını sürdürmektedir.

# 'The countries of export; İhracat yapılan ülkeler'



## **Kurtoğlu Aluminium countries of export / İhracat yapılan ülkeler.**

- U.S. America / Amerika
- New York
- Los Angeles
- San Francisco
- Switzerland / İsviçre
- Germany / Almanya
- Austria / Avusturya
- Belgium / Belçika
- Sweden / İsveç
- Albania / Arnavutluk
- England / İngiltere
- Greece / Yunanistan
- Bulgaria / Bulgaristan
- Cyprus / Kıbrıs
- Serbia / Sırbistan
- Montenegro / Karadağ
- Hungary / Macaristan
- Georgia / Gürcistan
- Croatia / Hırvatistan
- Turkmenistan / Türkmenistan
- Kyrgyzstan / Kırgızistan
- Azerbaijan / Azerbaycan
- Moldova / Moldova
- Ukraine / Ukrayna
- Macedonia / Makedonya
- Kosova
- Romania / Romanya
- Belarus / Beyaz Rusya
- Czech Republic / Çek Cumhuriyeti
- Libya / Libya
- Iraq / Irak
- Algeria / Cezair
- Tunisia / Tunus
- Qatar / Katar
- Nigeria / Nijerya
- Israel / İsrail
- Ghana / Gana
- Gabon / Gabon
- France / Fransa
- India / Hindistan
- Saudi Arabia / Suudi Arabistan
- Burkina Faso / Burkina Faso
- Ethiopia / Etiyopya
- Egypt / Mısır
- Ivory Coast / Fil Dişi Sahili
- Morocco / Fas
- Poland / Polonya
- The Netherlands / Hollanda
- Russia / Rusya
- Madagascar / Madagaskar
- Niger / Nijer
- Tanzania / Tanzanya
- Mozambique / Mozambik
- Benin
- Palestine / Filistin
- Canada / Kanada
- Lebanon / Lübnan
- Mayotte / Mayotte
- Norway / Norveç
- Panama
- Senegal / Senegal
- Somali



**KURTOĞLU**<sup>®</sup>  
ALUMINIUM





## QUALITY POLICY

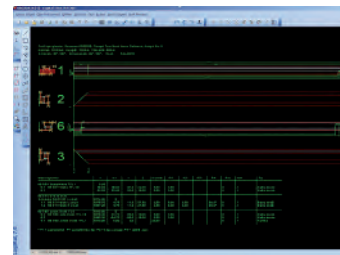
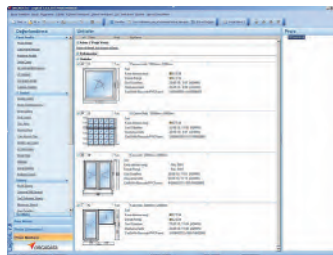
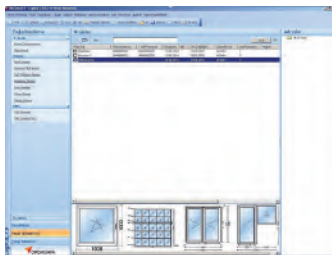
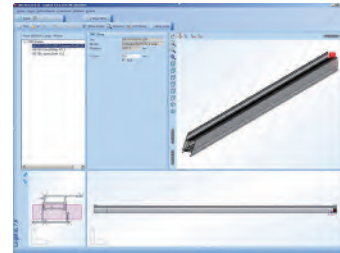
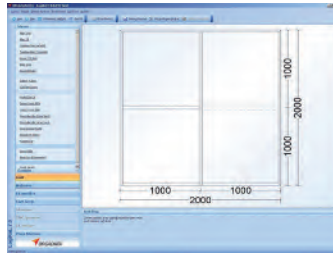
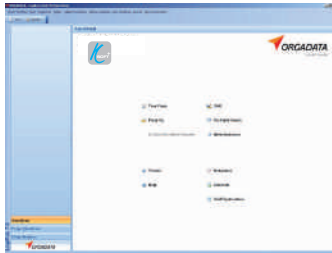
### KALİTE POLİTİKASI

The company's quality policy is based upon the pillars of product quality, state of the art technology, customer satisfaction, training, environmental awareness, and continuous development. Kurtoğlu always implements this policy in all of its operations and units.

Şirketin kalite politikası ürün kalitesine, yeni teknolojilere, müşteri memnuniyetine, eğitime, çevre duyarlılığına ve sürekli gelişime dayanır. Kurtoğlu, her zaman tüm faaliyet ve birimlerinde bu politikayı uygular.

### ORGADATA SOFTWARE & SOLUTION PARTNER

The conversational software Ksoft® matches perfectly with the requirements of all aluminum windows, door and curtain wall systems configuration, functionality and menu navigation. Ksoft® is a complete service package for architectural profile applications, and features all you need in the metal-processing operations with tremendous speed and perfection.



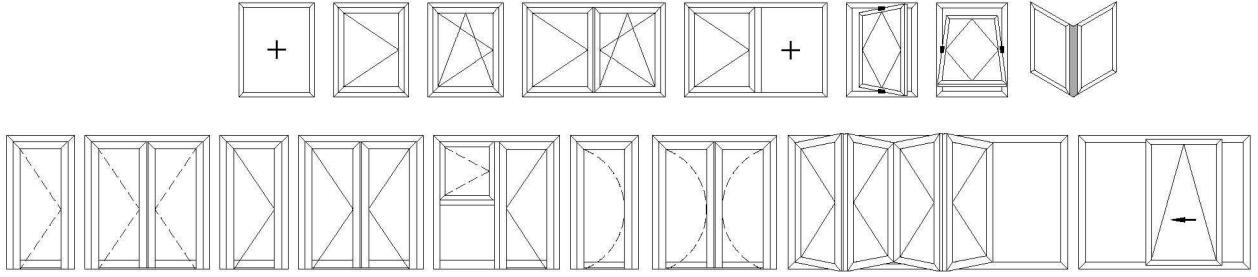
### ORGADATA YAZILIM VE ÇÖZÜM ORTAĞI

İletişimli Ksoft® yazılımı tüm alüminyum pencereler, kapı ve cephe sistemleri konfigürasyon, fonksiyonel ve menü navigasyonu ile ilgili ihtiyaçları karşılar. Ksoft® yazılım programı mimari profil uygulaması ve metal işinde gerekli özellikleri optimum hız ve olağanüstü sunan tam bir program paketidir.

# 580

**TECHNICAL INFORMATION / TEKNİK BİLGİLER**

OPENING OPPORTUNITIES / AÇILIM SEÇENEKLERİ



- Fixed / Sabit
- Top Hung / Vasitas
- Side Hung Window / Tek Açılım
- Tilt & Turn Window / Çift Açılım
- Double Sash / Çift Kanat Açılım

- Angular / Açılı Dönüş
- Inside Opening Door / İçe Açılır Kapı
- Inside Opening Double Sash Door / İçe Açılır Çift Kanat Kapı
- Outside Opening Door / Dışa Açılır Kapı
- Outside Opening Double Sash Door / Dışa Açılır Çift Kanat Kapı

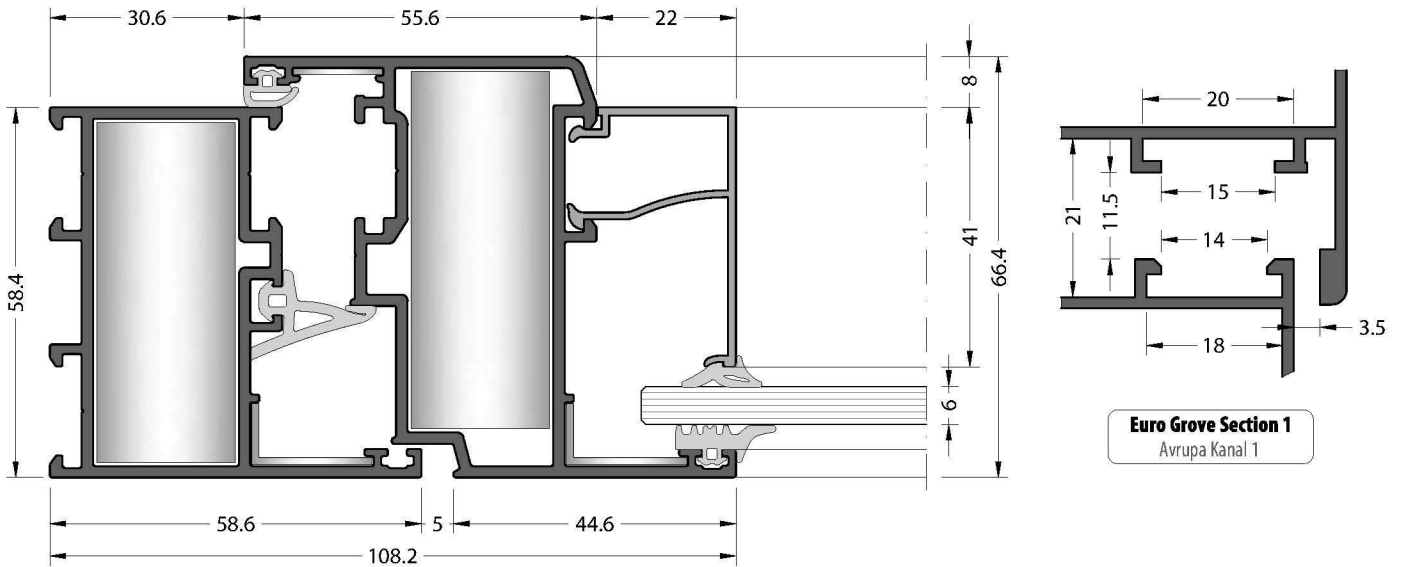
- Pivot Opening / Pivot Açılım
- Tilt & Slide Opening Door / Paralel Sürme
- Folding Door / Katlanır Kapı
- Swinging Door / Çarpma Kapı

**58C WINDOW & DOOR SYSTEM**

- Various opening options in doors and windows ,
- Use of PVC accessories,
- Safe air and water drainage system,
- Decorative door threshold solutions,
- 58T,64T and 74T Thermals and these systems are preferred in the projects due to structural chamfered sash.
- Economic pivot solution by structing frame and sash with mullion.
- Joint options for mullions with extruded joints and screw methods.
- Different shapes and with different static values, aesthetic and stable solutions with mullion profiles,

**58C KAPI & PENCERE SİSTEMİ**

- Kapı ve pencerelerde farklı açılım seçenekleri,
- Pvc aksesuar kullanılabilme imkanı,
- Güvenli hava ve su tahliyesi,
- Hemyüz dekoratif kapı eşik çözümleri,
- 58T, 64T ve 74T yalıtımlı sistemler ile görsel bütünlük sağlaması,
- Orta kayıt profili ile kasa ve kanat oluşturabileceğimiz ekonomik pivot çözümü,
- Orta kayıt profillerini çektirme bağlantı ve vida yoluyla bağlantı seçenekleri,
- Farklı statik değerlere sahip ve farklı formlara sahip orta kayıt profilleri ile estetik ve stabil çözümler,





**systemproperties / sistembilgisi**

<b>Construction Depth</b>	*Window : Frame : 58 mm - Vent : 66 mm *Door : Frame : 58 mm - Vent : 66 mm	<b>Derinlik</b>	*Pencere : Kasa : 58 mm - Kanat : 66 mm *Kapı : Kasa : 58 mm - Kanat : 66 mm
<b>Glazing</b>	Glazing from 4 mm up to 30 mm. The choice of glazing beads depend on the thickness of the glass.	<b>Cam Kalınlığı</b>	Cam kalınlığı 4 mm - 30 mm aralığındadır. Cam çıtası, cam kalınlığına göre seçilmelidir.
<b>Opening Opportunities</b>	<ul style="list-style-type: none"> <li>• Fixed</li> <li>• Top Hung</li> <li>• Side Hung Window</li> <li>• Tilt &amp; Turn Window</li> <li>• Double Sash</li> <li>• Angular</li> <li>• Inside Opening Door</li> <li>• Inside Opening Double Sash Door</li> <li>• Outside Opening Door</li> <li>• Outside Opening Double Sash Door</li> <li>• Pivot Opening</li> <li>• Tilt &amp; Slide Opening Door</li> <li>• Folding Door</li> <li>• Swinging Door</li> <li>• Hidden Sash</li> </ul>	<b>Açılım Seçenekleri</b>	<ul style="list-style-type: none"> <li>• Sabit</li> <li>• Vasitas</li> <li>• Tek Açılım</li> <li>• Çift Açılım</li> <li>• Çift Kanat Açılım</li> <li>• Açılı Dönüş</li> <li>• İçe Açılır Kapı</li> <li>• İçe Açılır Çift Kanat Kapı</li> <li>• Dışa Açılır Kapı</li> <li>• Dışa Açılır Çift Kanat Kapı</li> <li>• Pivot Açılım</li> <li>• Paralel Sürme</li> <li>• Katlanır Kapı</li> <li>• Çarpma Kapı</li> <li>• Gizli Kanat</li> </ul>
<b>Connections</b>	Press corner joints can apply for fixing corners. The transoms are fixed with screw and junction.	<b>Bağlantılar</b>	Köşeyi birleştirmek için pres köşe bağlantıları uygulanabilir. Orta kayıtlar vida kullanılarak yada çekirtme bağlantılar ile montaj yapılabilir.
<b>Gaskets</b>	The opening windows have a central gasket an acoustical gasket and glazing gaskets in EPDM The central gasket ensures the window is wind and waterlight over the complete surface. The acoustic gasket is uninterrupted.	<b>Fital</b>	Açılır pencerede EPDM olan akustik orta fitil ve cam fitili kullanılır. Orta fitil tüm yüzey üzerinde hava ve su geçirmezliği, akustik fitil ise süreklilik sağlar.
<b>Drainage</b>	All window types must be equipped with a drainage system.	<b>Su Tahliye</b>	Tüm pencere sistemleri su tahliye donanımına sahip olmalıdır.

**productionproperties / üretimbilgisi**

	The aluminium profiles have been extruded from the alloy EN-AW 6063 according to the EN-AW 6060.		Alüminyum profiller EN-AW 6063 alaşımından ve EN-AW 6060 standardına göre üretilir.
<b>Alloy</b>	<p><b>Physical Properties</b></p> <p>1. Density : 2.70 Kg / dm<sup>3</sup></p> <p>2. Modules of Elasticity : 69 kN / mm<sup>2</sup></p> <p>3. Resistivity : 20° 33 n .Ω .m</p> <p>4. Melting point : 600 - 655 °C</p> <p>5. Linear expeansion coefficient : 20 - 100°C μ °C<sup>-1</sup></p> <p><b>Mechanical Properties</b></p> <p>1. Tensile strength : Min 215 MPa</p> <p>2. Yield strength : 190 MPa</p> <p>3. Elongation : % 10</p> <p>4. Hardness : 67 Brinell</p>	<b>Alaşım</b>	<p><b>Fiziksel Özellikler</b></p> <p>1. Yoğunluk : 2.70 Kg / dm<sup>3</sup></p> <p>2. Elastisite Modülü : 69 kN / mm<sup>2</sup></p> <p>3. Direnç : 20° 33 n .Ω .m</p> <p>4. Erime Noktası : 600 - 655 °C</p> <p>5. Genişleme Katsayısı : 20 - 100°C μ °C<sup>-1</sup></p> <p><b>Mekanik Özellikler</b></p> <p>1. Kopma Dayanıklılığı : Min 215 MPa</p> <p>2. Elastisite Limiti : 190 MPa</p> <p>3. Uzama : % 10</p> <p>4. Sertlik : 67 Brinell</p>
<b>Surface Treatment</b>	<p><b>Anodising</b></p> <p>In anodising process , microns of the profiles for the inside and outside use are different. The complete anodisation process takes place in accordance with the specifications of <b>QUALANOD</b>.</p> <p><b>Electrostatic Powder Coating</b></p> <p>The thermal break allows the profile to be painted when compounded. On average, the coating thickness is minimally 60 micron. The complete powder coating process takes place in accordance with the specifications of <b>QUALICOAT</b> .</p>	<b>Yüzey İşlem</b>	<p><b>Eloksal</b></p> <p>Eloksal projesinde profil mikronları iç ve dış kullanım için farklıdır.Bütün eloksal projesi <b>QUALANOD</b> spesifikasyonlarına göre uygulanır.</p> <p><b>Elektrostatik Toz Boya</b></p> <p>Isı bariyeri çakıldığında profil boyanabilir. Genel olarak kaplama kalınlığı minimum 60 mikrondur. Bütün toz boya projesi <b>QUALICOAT</b> spesifikasyonlarına göre uygulanır.</p>

## Evidence of Performance

Air permeability, Watertightness, Resistance to wind load



### Test Report

No. 12-001312-PR02  
(PB-A01-02-en-01)

**Client** KURTOGLU ALUMINYUM  
BAKIR KURSUN SAN. A.S.  
Haciseremet Mevkii TEM  
Corlu Cikisi Velimese  
59860 Tekirdag  
Turkey

**Product** Tilt and turn window with fixed sublight

**Designation** System designation: 58C

**Performance-relevant product details** Material: Aluminium profiles

**Overall dimensions (W x H)** 792 mm x 2,000 mm


**Special features**

### Basis

EN 14351-1:2006+A1:2010

Test standard/s:  
EN 1026:2000-06  
EN 1027:2000-06  
EN 12046-1:2003-11  
EN 12211:2000-06  
EN 14609:2004-06  
Correspond/s to the national standard/s (e.g. DIN EN)

### Representation



### Instructions for use

The results obtained can be used by the manufacturer as the basis for the manufacturer ITT test report summary. Observe the specifications set out by the applicable product standard.

### Validity

The data and results refer solely to the tested and described specimen. Classification remains valid as long as the product and the above basis remain unchanged. The results can be extrapolated under the manufacturer's own liability subject to observance of the relevant specifications set out by the applicable product standard. This test/evaluation does not allow any statement to be made on any further characteristics regarding performance and quality of the construction presented; in particular the effects of weathering and ageing were not taken into account.

### Notes on publication

The ift-Guidance Sheet "Advertising with ift test documents" applies. The cover sheet can be used as an abstract.

The report contains a total of 18 pages.

### Results

Air permeability according to EN 12207:1999-11



**Class 4**

Watertightness according to EN 12208:1999-11



**Class E1500**


Resistance to wind load according to EN 12210:1999-11/AC:2002-08



**Class C4 / B4**

ift Rosenheim

26.09.2012

  
Robert Kolacny, Dipl.-Ing. (FH)  
Deputy Head of Testing Department  
Building Components

  
Rolf Schnitzler, Dipl.-Ing. (FH)  
Operating Product Officer  
Building Components



ift Rosenheim GmbH  
Geschäftsführer:  
Dipl.-Ing. (FH) Ulrich Sieberath  
Dr. Jochen Peicht

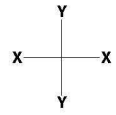
Theodor-Gietl-Str. 7 - 9  
D-83026 Rosenheim  
Tel.: +49 (0)8031/261-0  
Fax: +49 (0)8031/261-290  
www.ift-rosenheim.de

Sitz: 83026 Rosenheim  
AG Traunstein, HRB 14763  
Sparkasse Rosenheim  
Kto. 3822  
BLZ 711 500 00

Notified Body Nr.: 0757  
Anerkannte PUZ-Stelle: BAY 18  


580

**PROFILE INDEX / PROFİL İNDEKS**

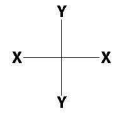


PROFILES / PROFİLLER

CODE KOD	DRAWING ÇİZİM	WEIGHT AĞIRLIK Kg/m	STATIC STATİK	
			Jxx (cm <sup>2</sup> ) Wxx (cm <sup>2</sup> )	Jyy (cm <sup>2</sup> ) Wyy (cm <sup>2</sup> )
58C-101-18		1.064	-	-
			5.11	1.54
58C-102-15		1.015	-	-
5.37			2.57	
58C-102-18			1.181	6.13
58C-102-20		1.226	-	-
			6.41	2.91
58C-108-15		1.057	-	-
			5.64	2.66
58C-104-18		1.378	-	-
			8.08	5.91
58C-124-18		1.221	-	-
			7.60	6.72
58C-201-15		1.058	-	-
6.37			2.11	
58C-201-18		1.240	-	-
7.40			2.27	
58C-202-18		1.355	-	-
			8.70	3.79
58C-204-15		1.320	-	-
9.39			6.38	
58C-204-18			1.553	10.97
58C-204-20		1.621	-	-
			11.62	7.44
58C-205-15		1.320	-	-
7.66			6.38	
58C-205-18		1.553	-	-
9.12			7.19	
58C-206-18		1.677	-	-
			12.40	9.76

PROFILES / PROFİLLER

CODE KOD	DRAWING ÇİZİM	WEIGHT AĞIRLIK Kg/m	STATIC STATİK		
			Jxx (cm <sup>2</sup> ) Wxx (cm <sup>2</sup> )	Jyy (cm <sup>2</sup> ) Wyy (cm <sup>2</sup> )	
58C-207-18		1.677	-	-	
			10.50	9.76	
58C-301-15		1.100	16.92	7.93	
58C-301-18			1.238	18.95	8.47
58C-301-20			1.274	19.64	8.70
58C-306-18		1.305	21.01	12.51	
			6.12	3.31	
58C-302-15		1.197	19.92	14.98	
58C-302-18			1.355	22.52	16.22
58C-302-20			1.402	23.59	16.66
58C-304-15		1.361	24.97	34.31	
58C-304-18			1.552	28.53	37.72
58C-304-20			1.621	30.24	38.81
58C-305-18		1.835	37.08	89.57	
			11.30	13.78	
58C-322-18		2.189	90.77	28.02	
			16.45	6.95	
58C-324-18		2.226	181.48	43.36	
			24.54	15.24	



PROFILES / PROFİLLER

CODE KOD	DRAWING ÇİZİM	WEIGHT AĞIRLIK Kg/m	STATIC STATİK	
			$J_{xx} (cm^4)$ $W_{xx} (cm^3)$	$J_{yy} (cm^4)$ $W_{yy} (cm^3)$
58C-401-18		1.911	-	-
			15.00	13.39
58C-402-18		2.300	-	-
			26.13	17.30
58C-421-18		1.885	-	-
			18.86	14.86
58C-403-18		0.934	-	-
			1.14	4.63
58C-501-18		1.146	-	-
			3.90	2.50
58C-404-18		1.135	19.83	8.33
			5.76	2.82
58C-502-18		1.132	19.35	10.46
			-	-

PROFILES / PROFİLLER

CODE KOD	DRAWING ÇİZİM	WEIGHT AĞIRLIK Kg/m	STATIC STATİK	
			$J_{xx} (cm^4)$ $W_{xx} (cm^3)$	$J_{yy} (cm^4)$ $W_{yy} (cm^3)$
58C-503-18		1.212	21.11	10.77
			-	-
58C-509-00		0.754	-	-
58C-510-00		0.500	-	-
58C-508-18		1.117	25.21	25.89
			7.41	7.41
58T-405-00		0.374	-	-
60T-406-00		0.932	-	-
10-132-020		0.984	15.34	15.34
			5.12	5.12
10-134-015		0.872	18.94	18.94
			5.41	5.41
07-111-00		0.233	-	-
07-112-00		0.148	-	-

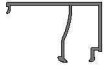



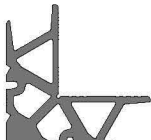
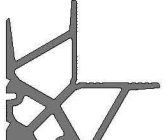
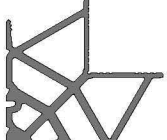
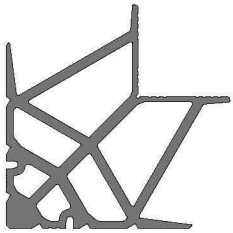
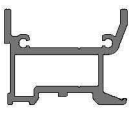
PROFILES / PROFİLLER

CODE KOD	DRAWING ÇİZİM	WEIGHT AĞIRLIK Kg/m	STATIC STATİK	
			$J_{xx} (cm^4)$ $W_{xx} (cm^3)$	$J_{yy} (cm^4)$ $W_{yy} (cm^3)$
20-101-00		0.354	-	-
07-211-00		0.183	-	-
07-506-013		0.186	-	-
07-510-013		0.201	-	-
07-512-013		0.210	-	-
07-102-00		0.324	-	-
07-103-00		0.488	-	-
07-105-00		0.875	-	-
07-131-011		0.568	-	-

PROFILES / PROFİLLER

CODE KOD	DRAWING ÇİZİM	WEIGHT AĞIRLIK Kg/m	STATIC STATİK	
			$J_{xx} (cm^4)$ $W_{xx} (cm^3)$	$J_{yy} (cm^4)$ $W_{yy} (cm^3)$
08-109-00		0.280	-	-
08-110-00		0.266	-	-
08-111-00		0.216	-	-
08-112-00		0.291	-	-
08-113-00		0.300	-	-
08-114-00		0.306	-	-
08-115-00		0.317	-	-
08-116-00		0.331	-	-
08-117-00		0.309	-	-
08-120-00		0.345	-	-

PROFILES / PROFİLLER

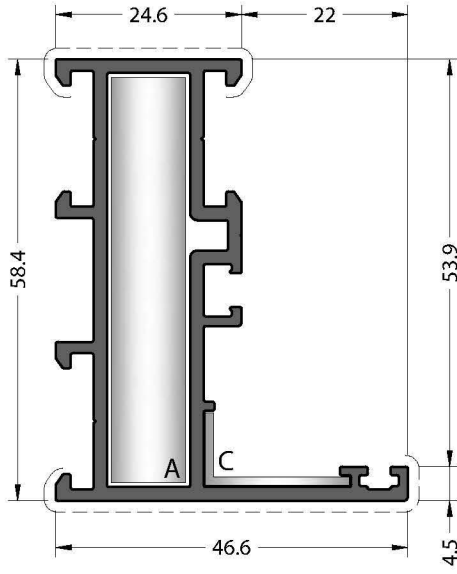
CODE KOD	DRAWING ÇİZİM	WEIGHT AĞIRLIK Kg/m	STATIC STATİK	
			$J_{xx} (cm^4)$ $W_{xx} (cm^3)$	$J_{yy} (cm^4)$ $W_{yy} (cm^3)$
08-121-00		0.349	-	-
09-101-00		2.561	-	-
09-122-00		3.294	-	-
09-103-00		3.689	-	-
09-123-00		4.369	-	-
09-105-00		5.453	-	-
09-113-00		7.241	-	-
09-114-00		8.744	-	-
09-904-00		1.438	-	-





580

**PROFILES / PROFİLLER**  
**1.8 mm**



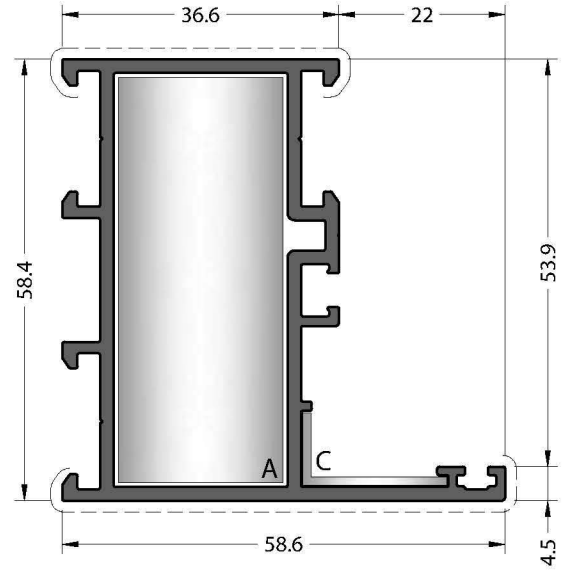
**CODE / KOD**  
**58C-101-18**

**THEORETICAL WEIGHT kg/m**  
TEORİK AĞIRLIK kg/m  
**1.064**

**CORNER JOINTS**  
KÖŞE BAĞLANTILAR



**A** CC-101-53.9  
**C** EM58-21



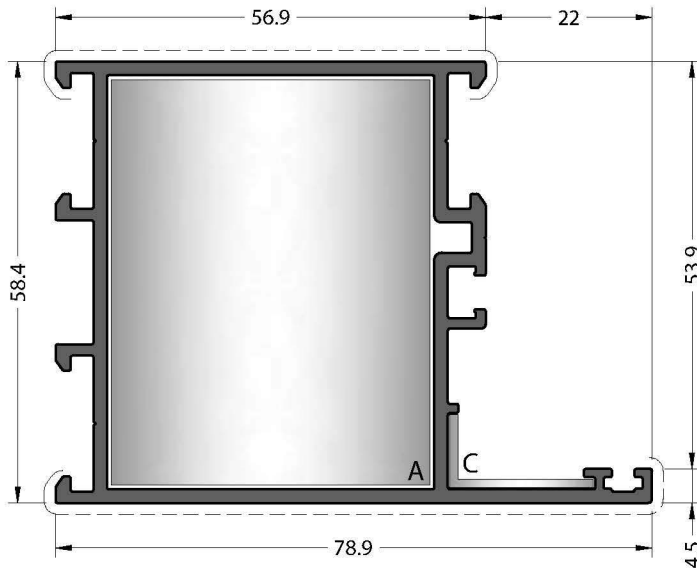
**CODE / KOD**  
**58C-102-18**

**THEORETICAL WEIGHT kg/m**  
TEORİK AĞIRLIK kg/m  
**1.181**

**CORNER JOINTS**  
KÖŞE BAĞLANTILAR



**A** CC-103-54.3  
**C** EM58-21



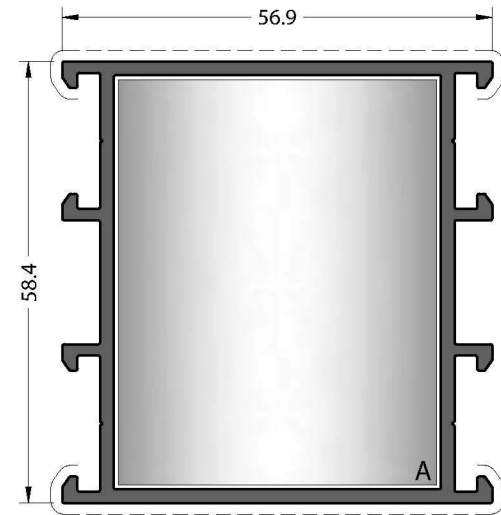
**CODE / KOD**  
**58C-104-18**

**THEORETICAL WEIGHT kg/m**  
TEORİK AĞIRLIK kg/m  
**1.378**

**CORNER JOINTS**  
KÖŞE BAĞLANTILAR



**A** CC-105-53.9  
**C** EM58-21



**CODE / KOD**  
**58C-124-18**

**THEORETICAL WEIGHT kg/m**  
TEORİK AĞIRLIK kg/m  
**1.221**

**CORNER JOINTS**  
KÖŞE BAĞLANTILAR

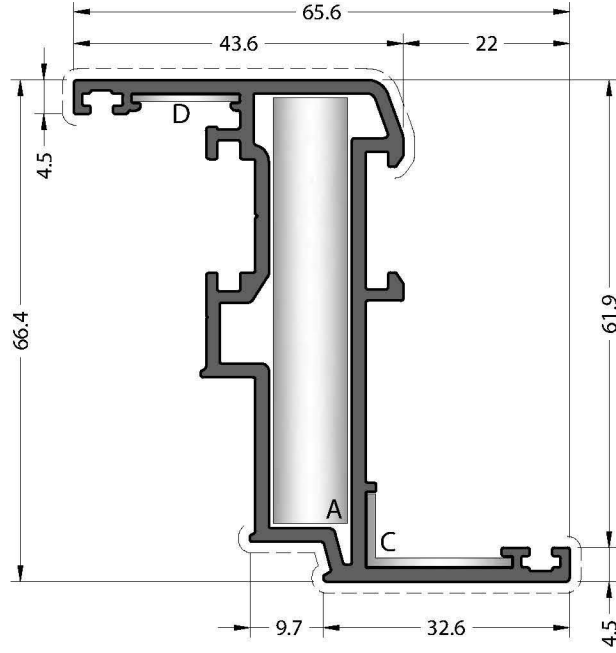


**A** CC-105-53.9

**T JUNCTION**  
ÇEKTİRME BAĞLANTI



**A** CC-904-42.8



**CODE / KOD**  
**58C-201-18**  
**THEORETICAL WEIGHT kg/m**  
 TEORİK AĞIRLIK kg/m  
**1.240**

**CORNER JOINTS**  
 KÖŞE BAĞLANTILAR



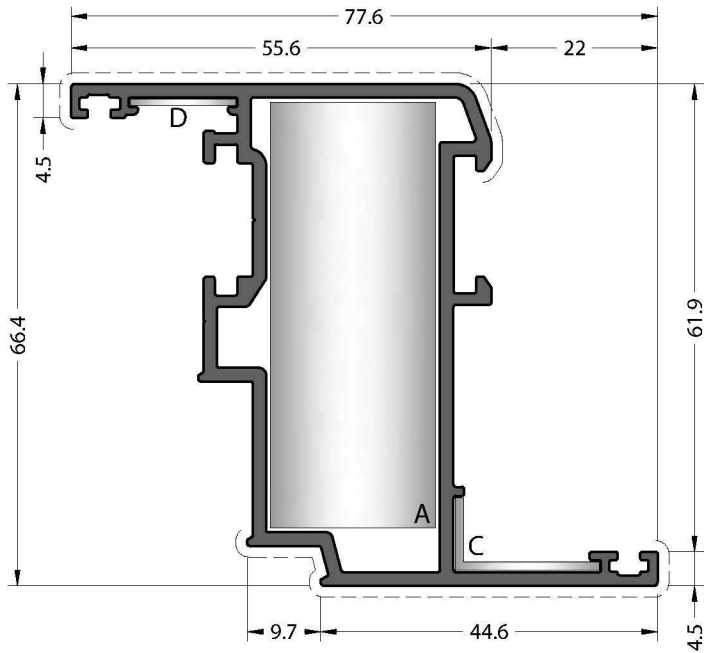
**A** CC-101-57.0



**C** EM58-21



**D** MK-20.1



**CODE / KOD**  
**58C-202-18**  
**THEORETICAL WEIGHT kg/m**  
 TEORİK AĞIRLIK kg/m  
**1.355**

**CORNER JOINTS**  
 KÖŞE BAĞLANTILAR



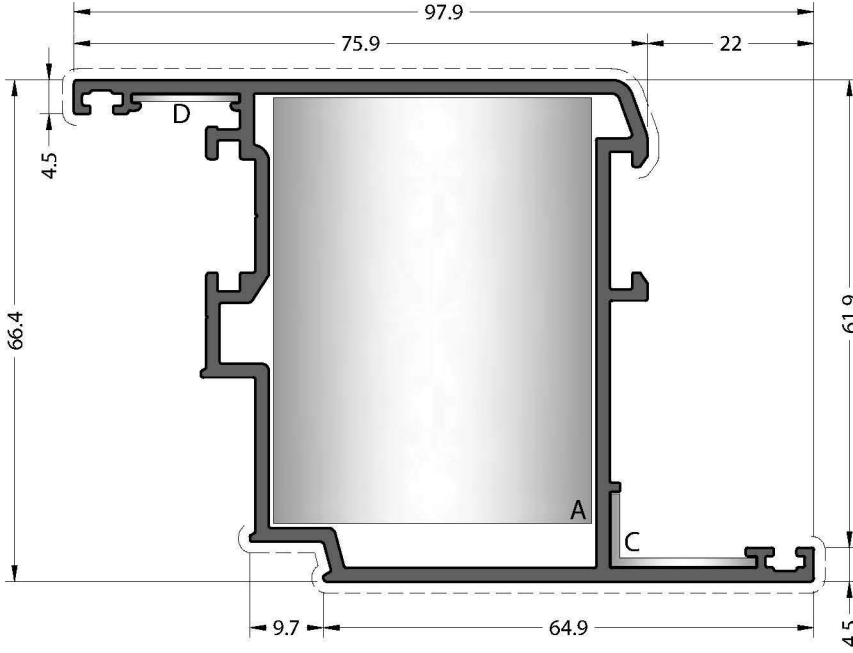
**A** CC-103-57.0



**C** EM58-21






**D** MK-20.1

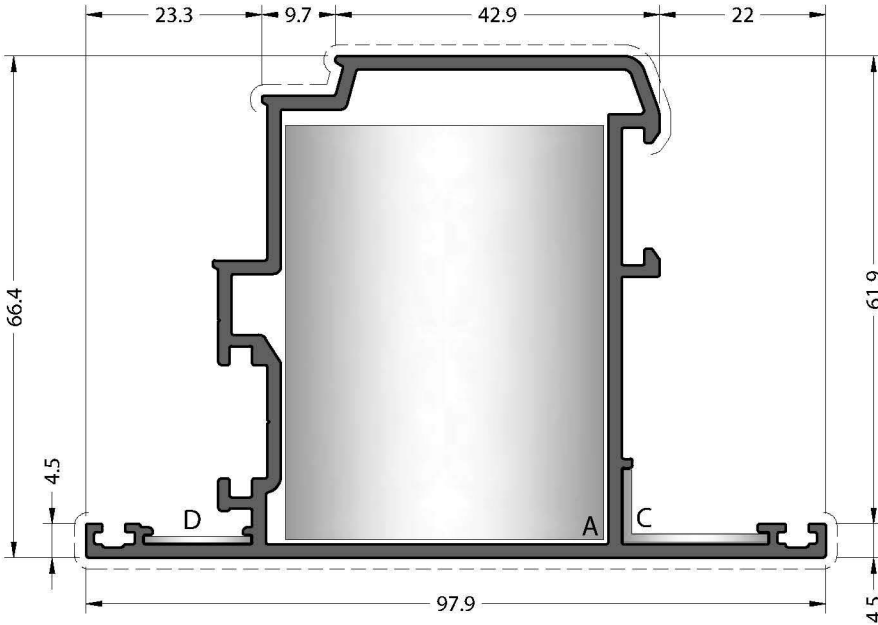


**CODE / KOD**  
**58C-204-18**

**THEORETICAL WEIGHT kg/m**  
 TEORİK AĞIRLIK kg/m  
**1.553**

**CORNER JOINTS**  
 KÖŞE BAĞLANTILAR




-  **A** CC-105-56.8
-  **C** EM58-21
-  **D** MK-20.1

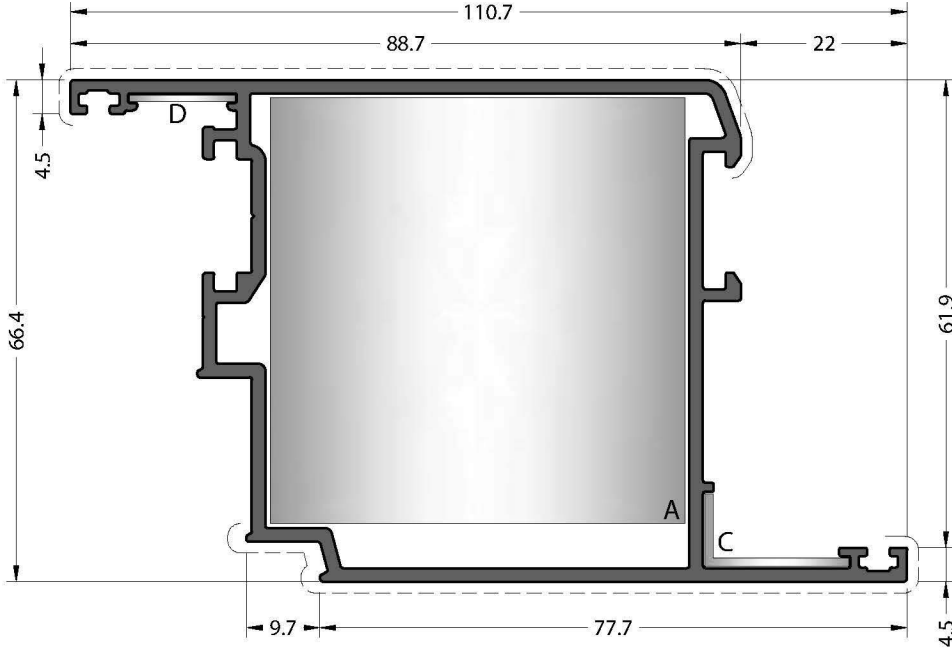


**CODE / KOD**  
**58C-205-18**




**THEORETICAL WEIGHT kg/m**  
 TEORİK AĞIRLIK kg/m  
**1.553**

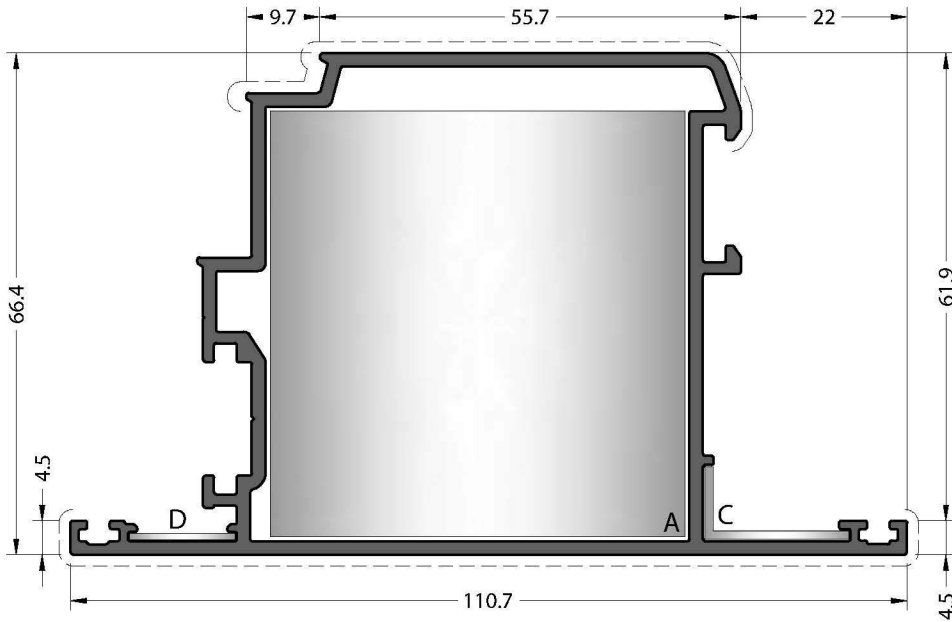
**CORNER JOINTS**  
 KÖŞE BAĞLANTILAR

-  **A** CC-105-56.8
-  **C** EM58-21
-  **D** MK-20.1






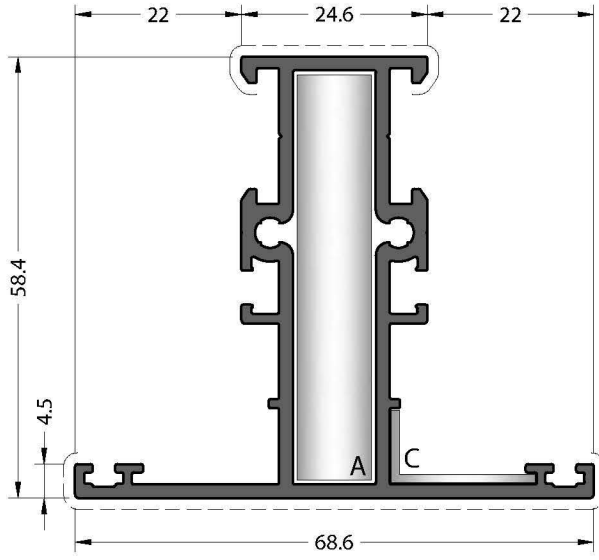
**CODE / KOD**  
**58C-206-18**  
**THEORETICAL WEIGHT kg/m**  
 TEORİK AĞIRLIK kg/m  
**1.677**

- CORNER JOINTS**  
 KÖŞE BAĞLANTILAR
-  **A** CC-113-57.0
  -  **C** EM58-21
  -  **D** MK-20.1



**CODE / KOD**  
**58C-207-18**  
**THEORETICAL WEIGHT kg/m**  
 TEORİK AĞIRLIK kg/m  
**1.677**

- CORNER JOINTS**  
 KÖŞE BAĞLANTILAR
-  **A** CC-113-57.0
  -  **C** EM58-21
  -  **D** MK-20.1



CODE / KOD

**58C-301-18**

**THEORETICAL WEIGHT kg/m**

TEORİK AĞIRLIK kg/m

**1.238**

**T JUNCTION**

ÇEKTİRME BAĞLANTI



A CC-904-10.5

**CORNER JOINTS**

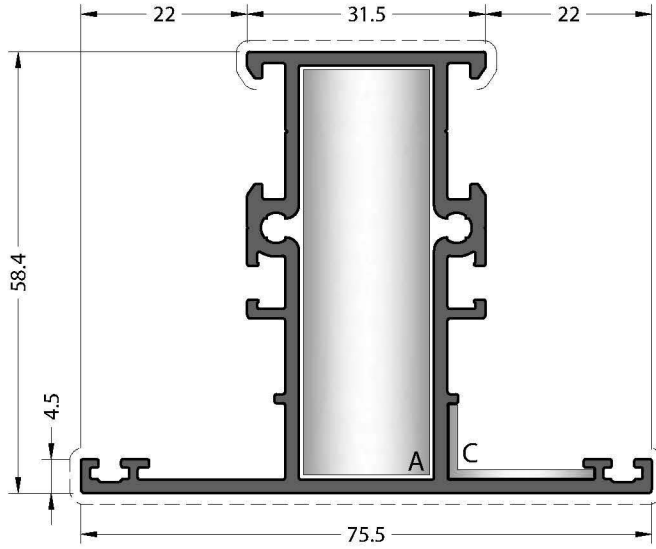
KÖŞE BAĞLANTILAR



A CC-101-53.9



C EM58-21



CODE / KOD

**58C-306-18**

**THEORETICAL WEIGHT kg/m**

TEORİK AĞIRLIK kg/m

**1.305**

**T JUNCTION**

ÇEKTİRME BAĞLANTI



A CC-904-17.4

**CORNER JOINTS**

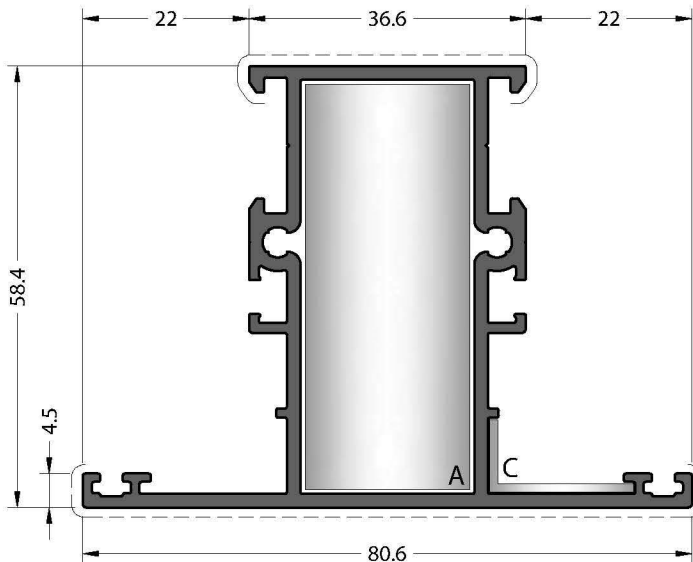
KÖŞE BAĞLANTILAR



A CC-122-54.3



C EM58-21



CODE / KOD

**58C-302-18**

**THEORETICAL WEIGHT kg/m**

TEORİK AĞIRLIK kg/m

**1.355**

**T JUNCTION**

ÇEKTİRME BAĞLANTI



A CC-904-22.5

**CORNER JOINTS**

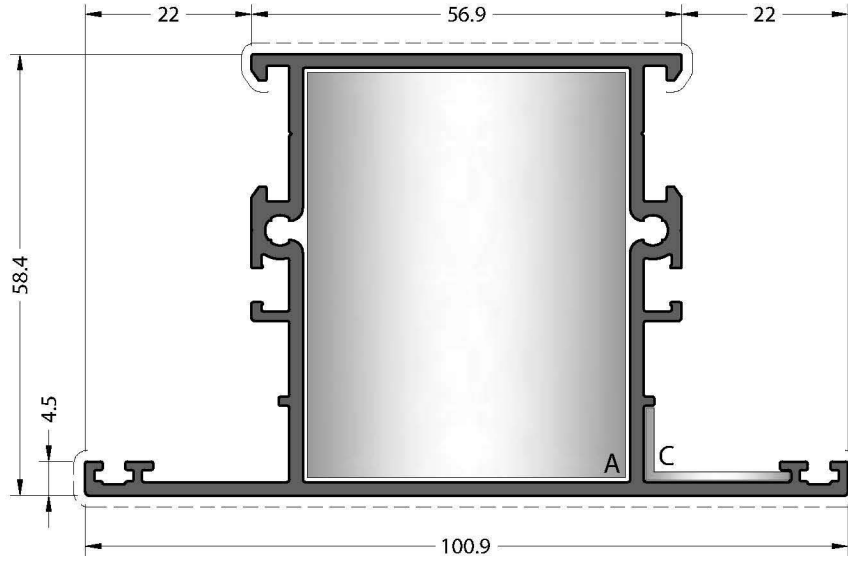
KÖŞE BAĞLANTILAR



A CC-103-54.3



C EM58-21



**CODE / KOD**

**58C-304-18**

**THEORETICAL WEIGHT kg/m**

TEORİK AĞIRLIK kg/m

**1.552**

**T JUNCTION**

ÇEKTİRME BAĞLANTI



**A** CC-904-42.8

**CORNER JOINTS**

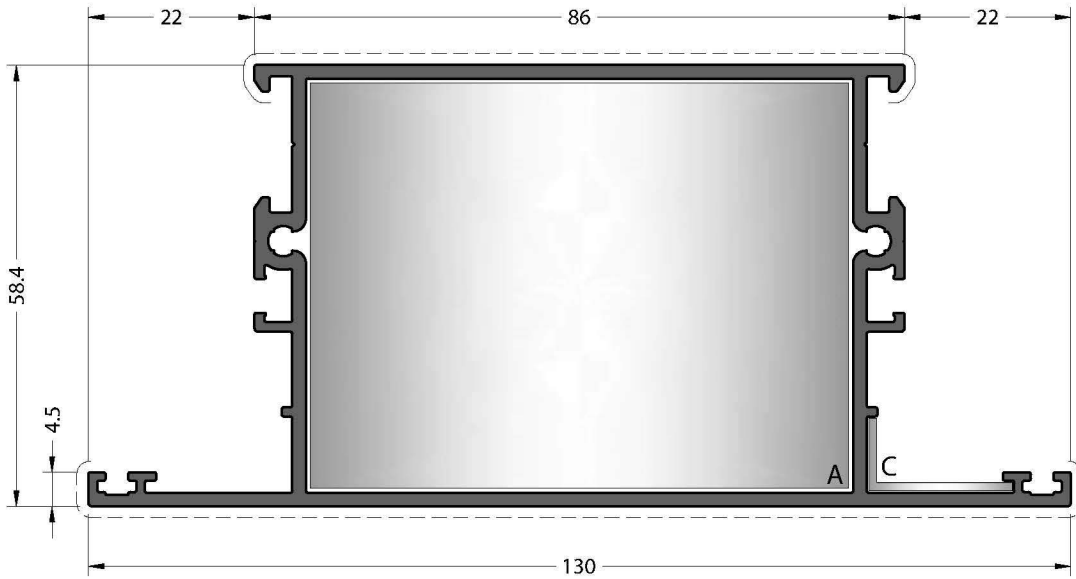
KÖŞE BAĞLANTILAR



**A** CC-105-53.9



**C** EM58-21



**CODE / KOD**

**58C-305-18**

**THEORETICAL WEIGHT kg/m**

TEORİK AĞIRLIK kg/m

**1.835**

**T JUNCTION**

ÇEKTİRME BAĞLANTI



**A** CC-904-71.9

**CORNER JOINTS**

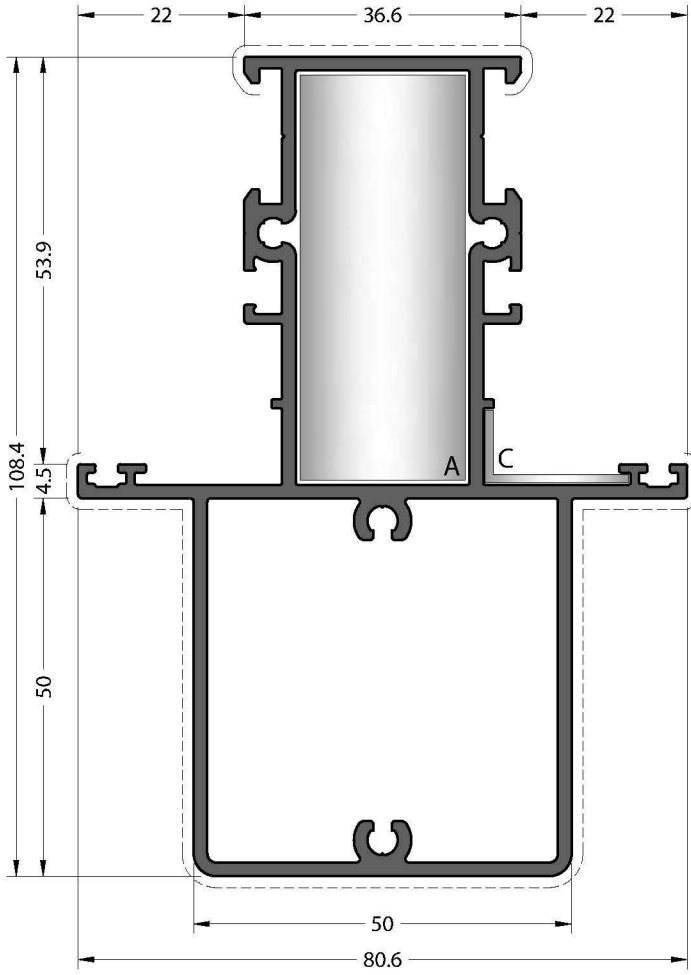
KÖŞE BAĞLANTILAR



**A** CC-114-54.3



**C** EM58-21



**CODE / KOD**  
**58C-322-18**

**THEORETICAL WEIGHT kg/m**  
TEORİK AĞIRLIK kg/m  
**2.189**

**T JUNCTION**  
ÇEKTİRME BAĞLANTI



**A** CC-904-22.5

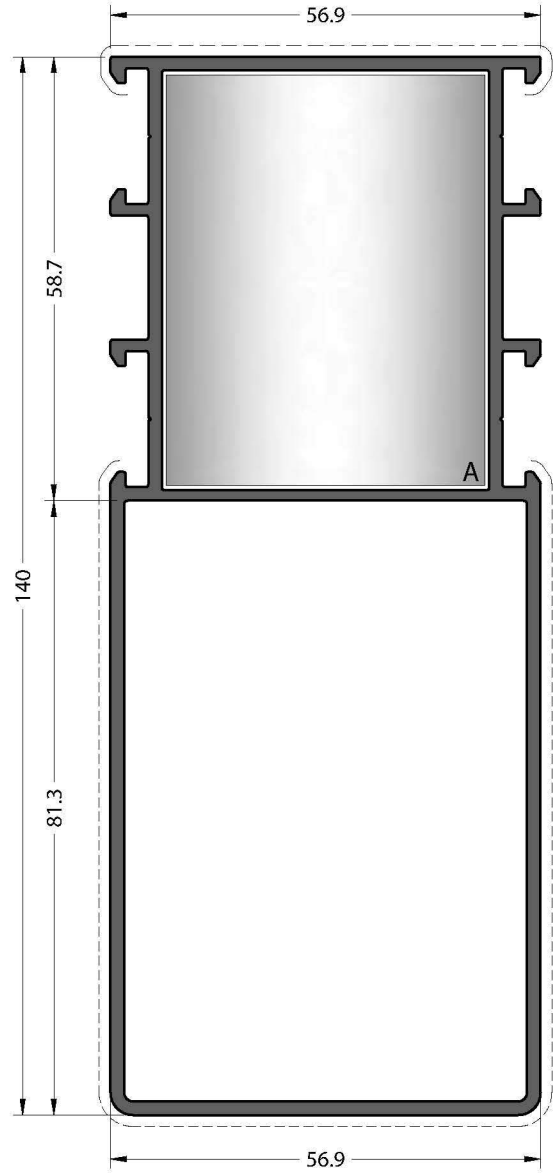
**CORNER JOINTS**  
KÖŞE BAĞLANTILAR



**A** CC-103-54.3



**C** EM58-21



**CODE / KOD**  
**58C-324-18**

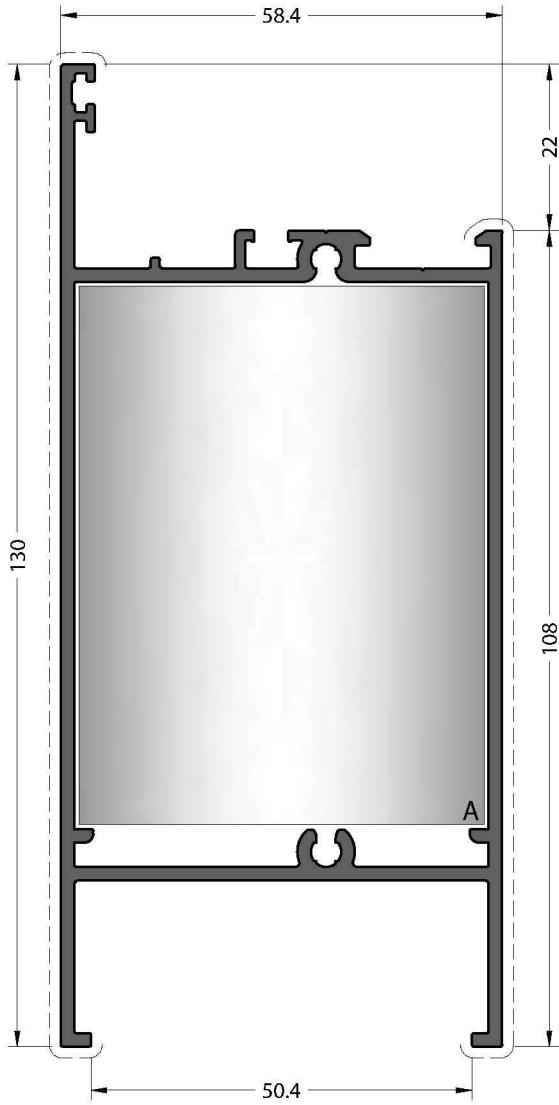
**THEORETICAL WEIGHT kg/m**  
TEORİK AĞIRLIK kg/m  
**2.226**

**T JUNCTION**  
ÇEKTİRME BAĞLANTI



**A** CC-904-42.8






**CODE / KOD**  
**58C-401-18**

**THEORETICAL WEIGHT kg/m**  
TEORİK AĞIRLIK kg/m  
**1.911**

**T JUNCTION**  
ÇEKTİRME BAĞLANTI



**A CC-904-71.9**




**CODE / KOD**  
**58C-402-18**

**THEORETICAL WEIGHT kg/m**  
TEORİK AĞIRLIK kg/m  
**2.300**

**T JUNCTION**  
ÇEKTİRME BAĞLANTI



**A CC-904-111.9**



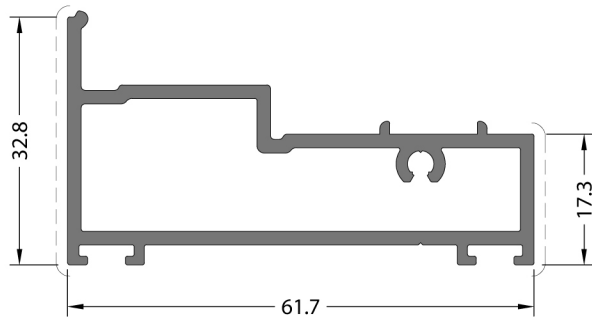
**CODE / KOD**  
**58C-421-18**

**THEORETICAL WEIGHT kg/m**  
TEORİK AĞIRLIK kg/m  
**1.885**

**T JUNCTION**  
ÇEKTİRME BAĞLANTI

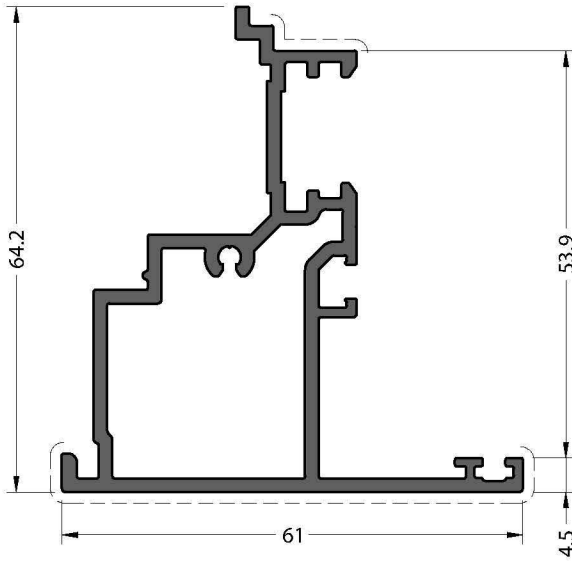


**A CC-904-98.9**



**CODE / KOD**  
**58C-403-18**

**THEORETICAL WEIGHT kg/m**  
TEORİK AĞIRLIK kg/m  
**0.934**



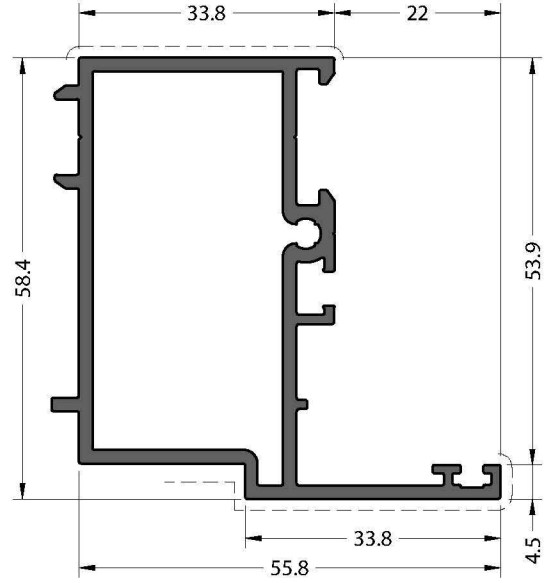
**CODE / KOD**  
**58C-501-18**

**THEORETICAL WEIGHT kg/m**  
TEORİK AĞIRLIK kg/m  
**1.146**

**ADAPTER CAP**  
ADAPTÖR KAPAĞI

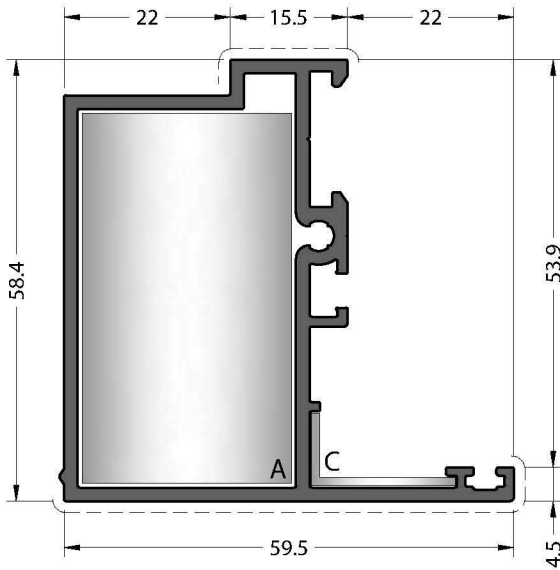


EM58C-501



**CODE / KOD**  
**58C-404-18**

**THEORETICAL WEIGHT kg/m**  
TEORİK AĞIRLIK kg/m  
**1.135**



**CODE / KOD**  
**58C-502-18**

**THEORETICAL WEIGHT kg/m**  
TEORİK AĞIRLIK kg/m  
**1.132**

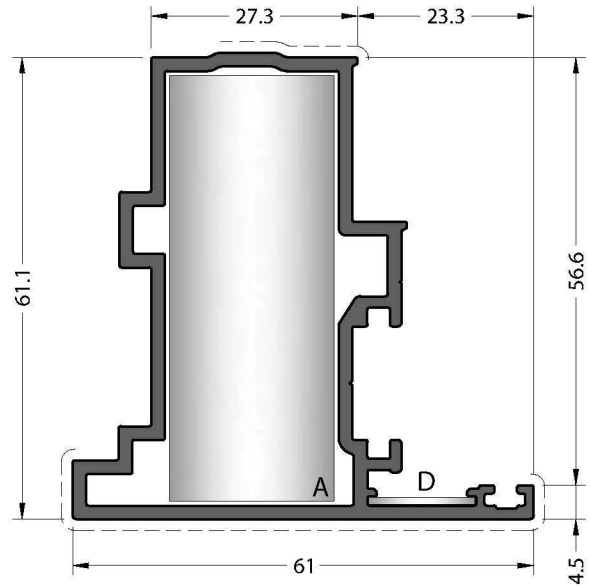
**CORNER JOINTS**  
KÖŞE BAĞLANTILAR



A CC-123-49.6



C EM58-21



**CODE / KOD**  
**58C-503-18**

**THEORETICAL WEIGHT kg/m**  
TEORİK AĞIRLIK kg/m  
**1.212**

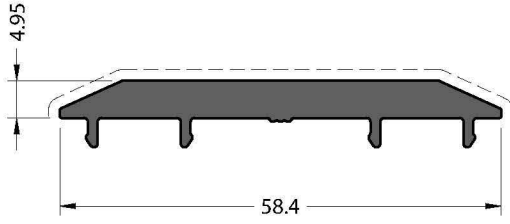
**CORNER JOINTS**  
KÖŞE BAĞLANTILAR



A CC-103-57.0

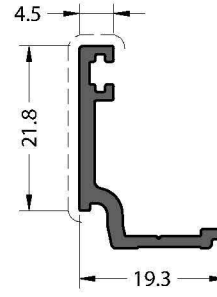


D MK-20.1



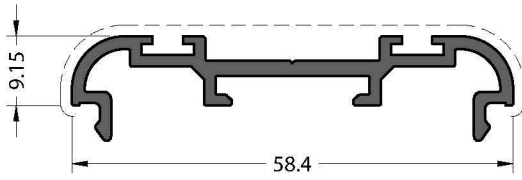
**CODE / KOD**  
**58C-509-00**

**THEORETICAL WEIGHT kg/m**  
TEORİK AĞIRLIK kg/m  
**0.754**



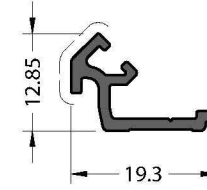
**CODE / KOD**  
**07-111-00**

**THEORETICAL WEIGHT kg/m**  
TEORİK AĞIRLIK kg/m  
**0.233**



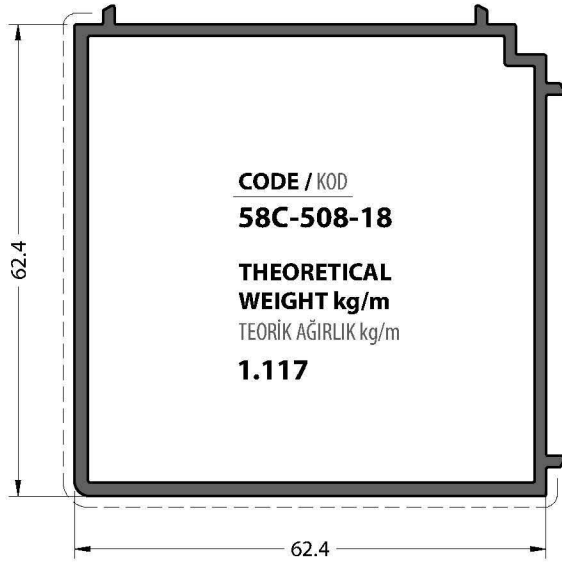
**CODE / KOD**  
**58C-510-00**

**THEORETICAL WEIGHT kg/m**  
TEORİK AĞIRLIK kg/m  
**0.500**



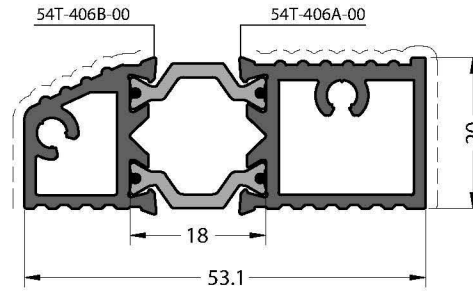
**CODE / KOD**  
**07-112-00**

**THEORETICAL WEIGHT kg/m**  
TEORİK AĞIRLIK kg/m  
**0.148**



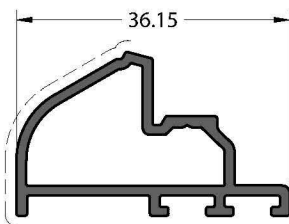
**CODE / KOD**  
**58C-508-18**

**THEORETICAL WEIGHT kg/m**  
TEORİK AĞIRLIK kg/m  
**1.117**



**CODE / KOD**  
**60T-406-00**

**THEORETICAL WEIGHT kg/m**  
TEORİK AĞIRLIK kg/m  
**0.932**

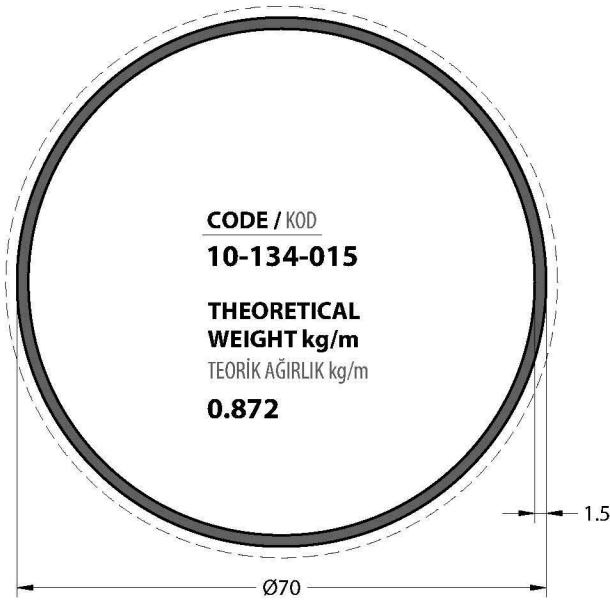


**CODE / KOD**  
**58T-405-00**

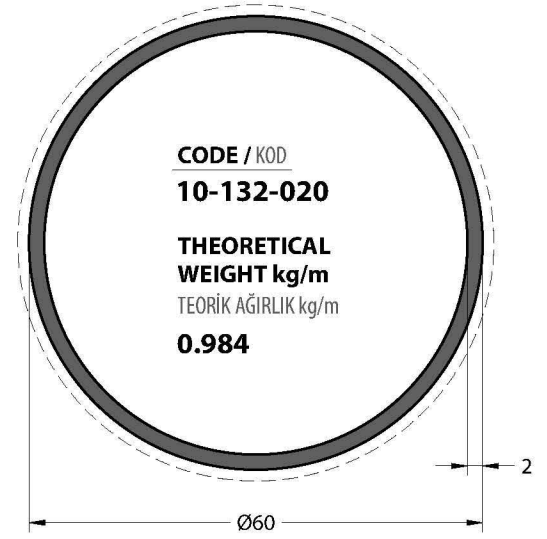
**THEORETICAL WEIGHT kg/m**  
TEORİK AĞIRLIK kg/m  
**0.374**

**DROPPER CAP**  
DAMLALIK KAPAĞI

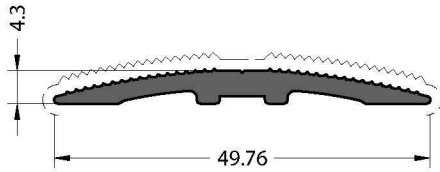




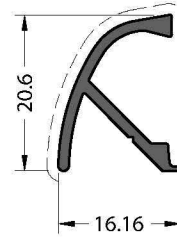
CODE / KOD  
**10-134-015**  
THEORETICAL  
WEIGHT kg/m  
TEORİK AĞIRLIK kg/m  
**0.872**



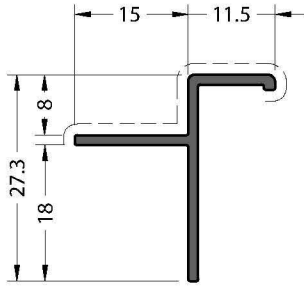
CODE / KOD  
**10-132-020**  
THEORETICAL  
WEIGHT kg/m  
TEORİK AĞIRLIK kg/m  
**0.984**



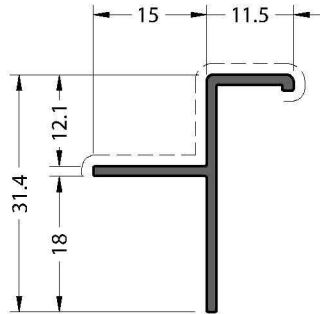
CODE / KOD  
**20-101-00**  
THEORETICAL  
WEIGHT kg/m  
TEORİK AĞIRLIK kg/m  
**0.354**



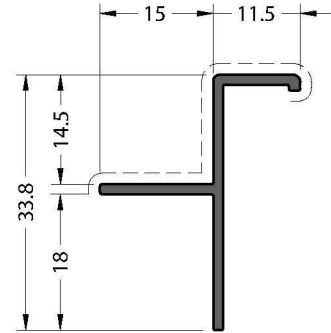
CODE / KOD  
**07-211-00**  
THEORETICAL  
WEIGHT kg/m  
TEORİK AĞIRLIK kg/m  
**0.183**



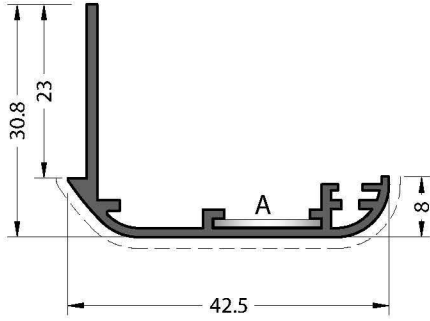
CODE / KOD  
**07-506-013**  
THEORETICAL  
WEIGHT kg/m  
TEORİK AĞIRLIK kg/m  
**0.186**



CODE / KOD  
**07-510-013**  
THEORETICAL  
WEIGHT kg/m  
TEORİK AĞIRLIK kg/m  
**0.201**



CODE / KOD  
**07-512-013**  
THEORETICAL  
WEIGHT kg/m  
TEORİK AĞIRLIK kg/m  
**0.210**



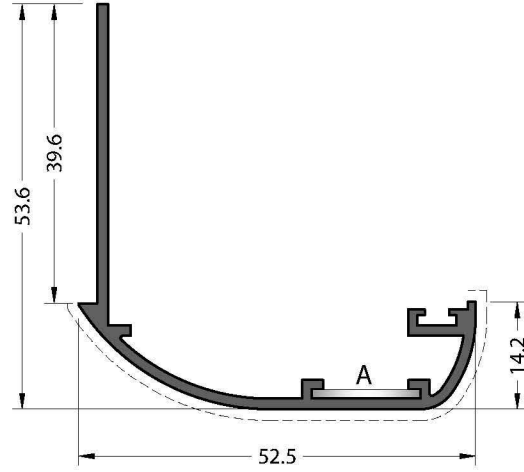
**CODE / KOD**  
**07-102-00**

**THEORETICAL WEIGHT kg/m**  
TEORİK AĞIRLIK kg/m  
**0.324**

**CORNER JOINTS**  
KÖŞE BAĞLANTILAR



A MK-20.1



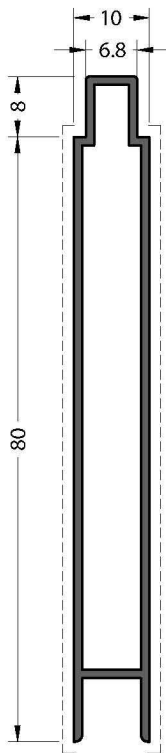
**CODE / KOD**  
**07-103-00**

**THEORETICAL WEIGHT kg/m**  
TEORİK AĞIRLIK kg/m  
**0.488**

**CORNER JOINTS**  
KÖŞE BAĞLANTILAR

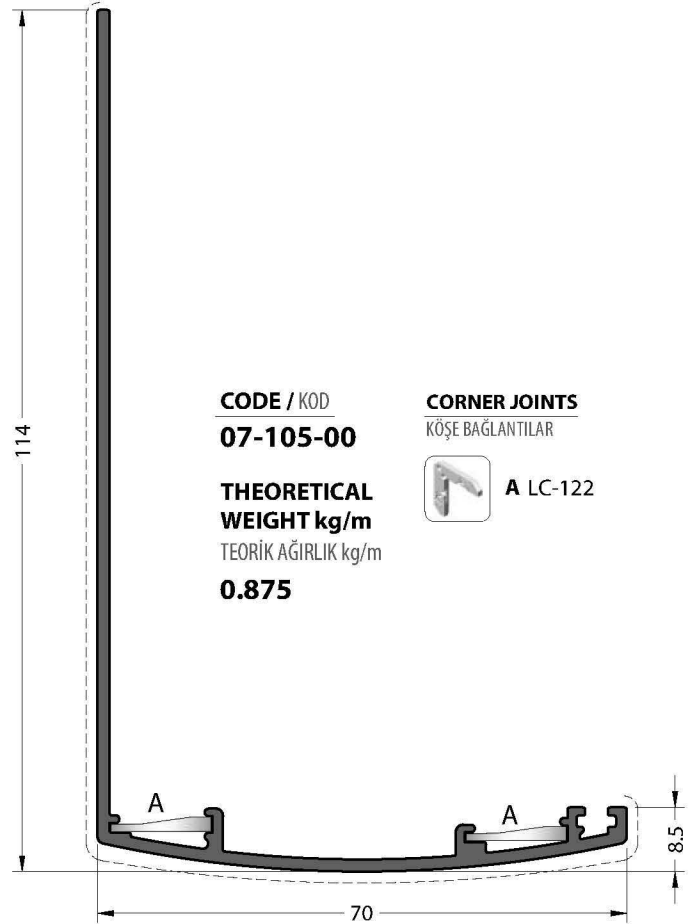


A MK-20.1



**CODE / KOD**  
**07-131-011**

**THEORETICAL WEIGHT kg/m**  
TEORİK AĞIRLIK kg/m  
**0.568**



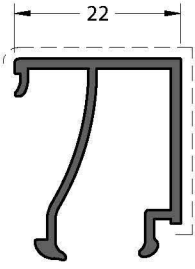
**CODE / KOD**  
**07-105-00**

**THEORETICAL WEIGHT kg/m**  
TEORİK AĞIRLIK kg/m  
**0.875**

**CORNER JOINTS**  
KÖŞE BAĞLANTILAR

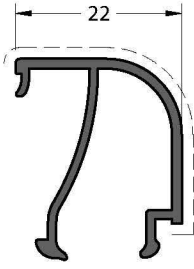


A LC-122



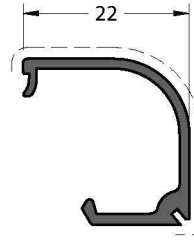
**CODE / KOD**  
**08-109-00**

**THEORETICAL WEIGHT kg/m**  
TEORİK AĞIRLIK kg/m  
**0.280**



**CODE / KOD**  
**08-110-00**

**THEORETICAL WEIGHT kg/m**  
TEORİK AĞIRLIK kg/m  
**0.266**



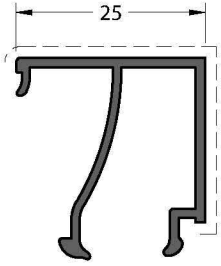
**CODE / KOD**  
**08-111-00**

**THEORETICAL WEIGHT kg/m**  
TEORİK AĞIRLIK kg/m  
**0.216**

**ADAPTER CAP**  
ADAPTÖR KAPAĞI

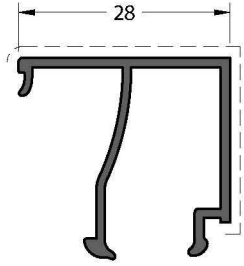


EM08-111



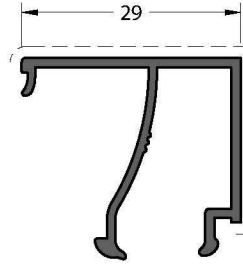
**CODE / KOD**  
**08-112-00**

**THEORETICAL WEIGHT kg/m**  
TEORİK AĞIRLIK kg/m  
**0.291**



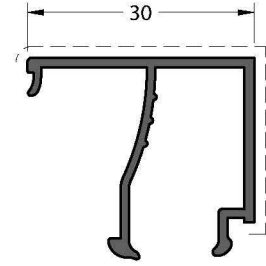
**CODE / KOD**  
**08-113-00**

**THEORETICAL WEIGHT kg/m**  
TEORİK AĞIRLIK kg/m  
**0.300**



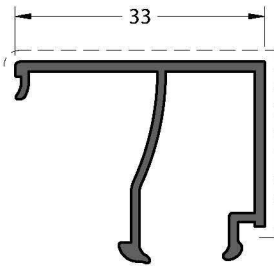
**CODE / KOD**  
**08-114-00**

**THEORETICAL WEIGHT kg/m**  
TEORİK AĞIRLIK kg/m  
**0.306**



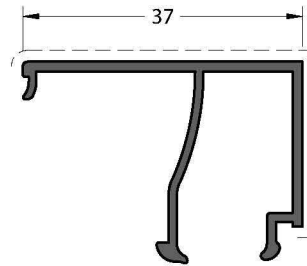
**CODE / KOD**  
**08-117-00**

**THEORETICAL WEIGHT kg/m**  
TEORİK AĞIRLIK kg/m  
**0.309**



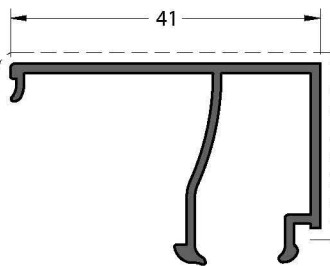
**CODE / KOD**  
**08-115-00**

**THEORETICAL WEIGHT kg/m**  
TEORİK AĞIRLIK kg/m  
**0.317**



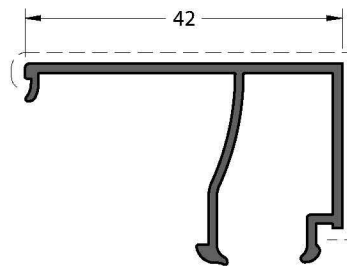
**CODE / KOD**  
**08-116-00**

**THEORETICAL WEIGHT kg/m**  
TEORİK AĞIRLIK kg/m  
**0.331**



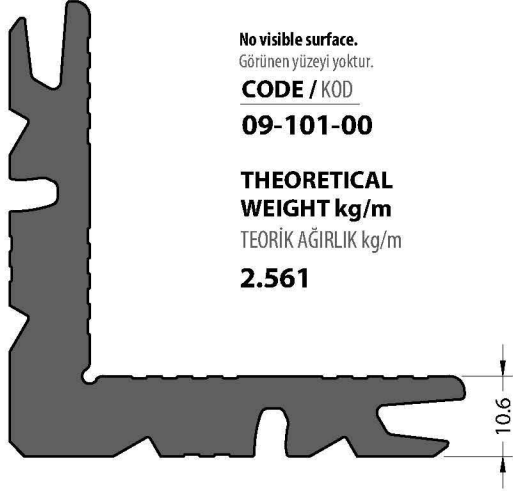
**CODE / KOD**  
**08-120-00**

**THEORETICAL WEIGHT kg/m**  
TEORİK AĞIRLIK kg/m  
**0.345**



**CODE / KOD**  
**08-121-00**

**THEORETICAL WEIGHT kg/m**  
TEORİK AĞIRLIK kg/m  
**0.349**



No visible surface.

Görünen yüzeyi yoktur.

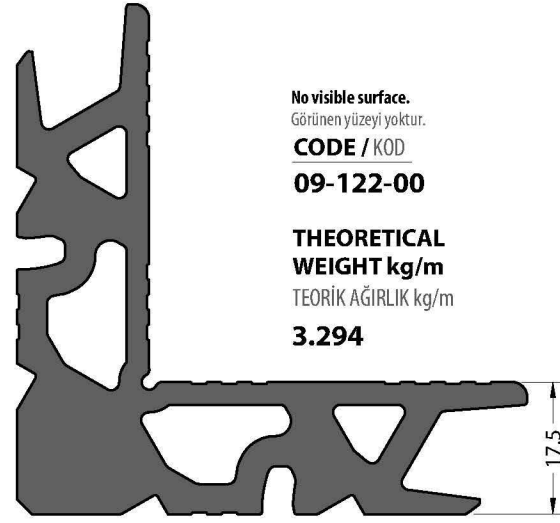
CODE / KOD

**09-101-00**

**THEORETICAL  
WEIGHT kg/m**

TEORİK AĞIRLIK kg/m

**2.561**



No visible surface.

Görünen yüzeyi yoktur.

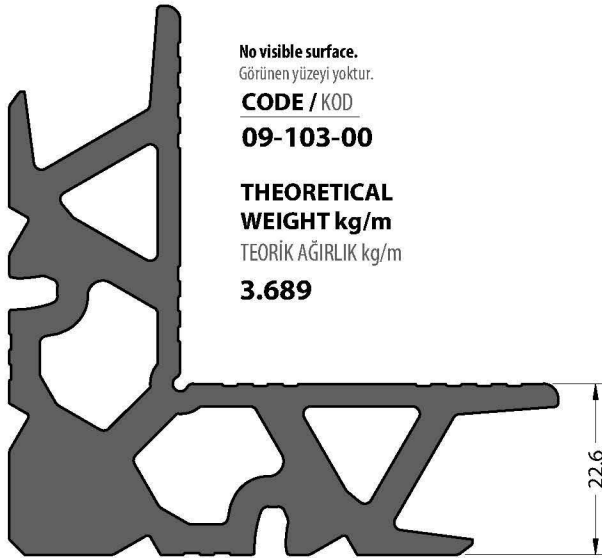
CODE / KOD

**09-122-00**

**THEORETICAL  
WEIGHT kg/m**

TEORİK AĞIRLIK kg/m

**3.294**



No visible surface.

Görünen yüzeyi yoktur.

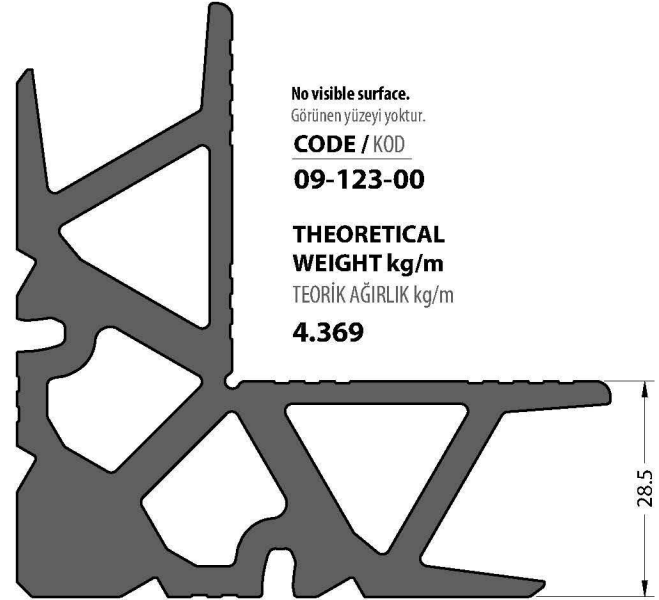
CODE / KOD

**09-103-00**

**THEORETICAL  
WEIGHT kg/m**

TEORİK AĞIRLIK kg/m

**3.689**



No visible surface.

Görünen yüzeyi yoktur.

CODE / KOD

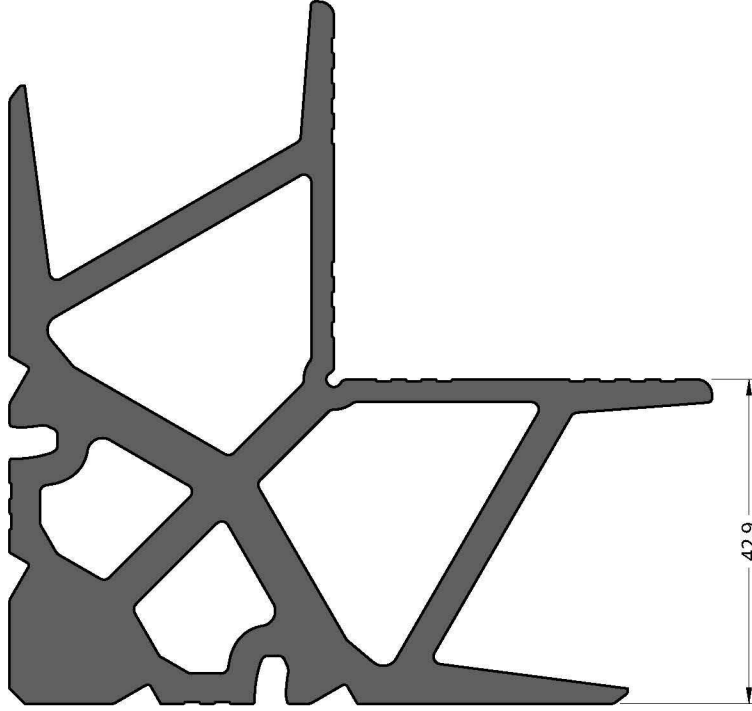
**09-123-00**

**THEORETICAL  
WEIGHT kg/m**

TEORİK AĞIRLIK kg/m

**4.369**





No visible surface.  
Görünen yüzeyi yoktur.

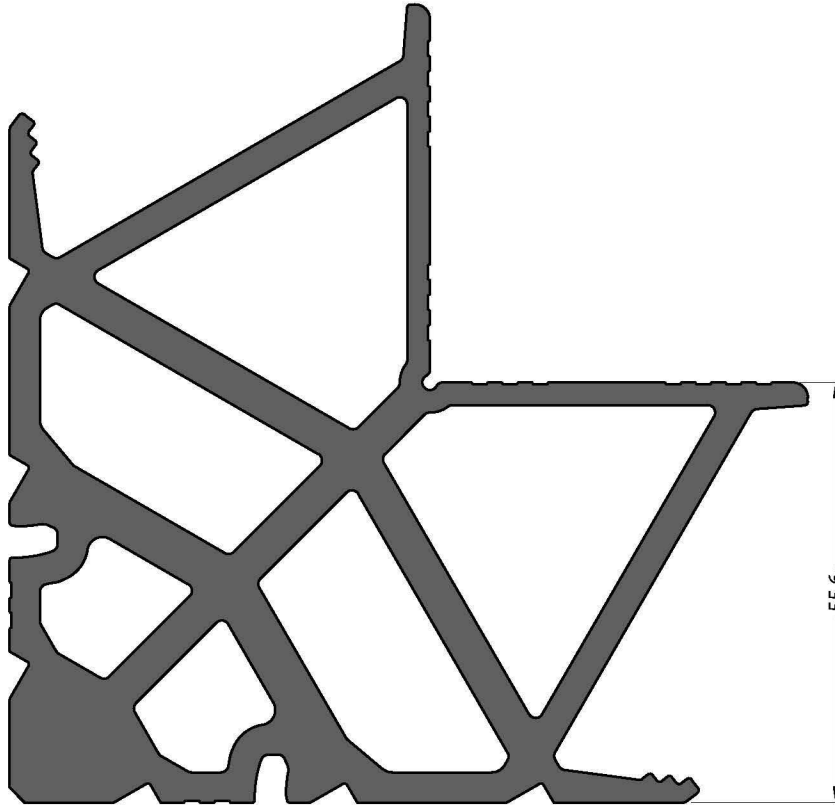
**CODE / KOD**

**09-105-00**

**THEORETICAL  
WEIGHT kg/m**

TEORİK AĞIRLIK kg/m

**5.453**



No visible surface.  
Görünen yüzeyi yoktur.

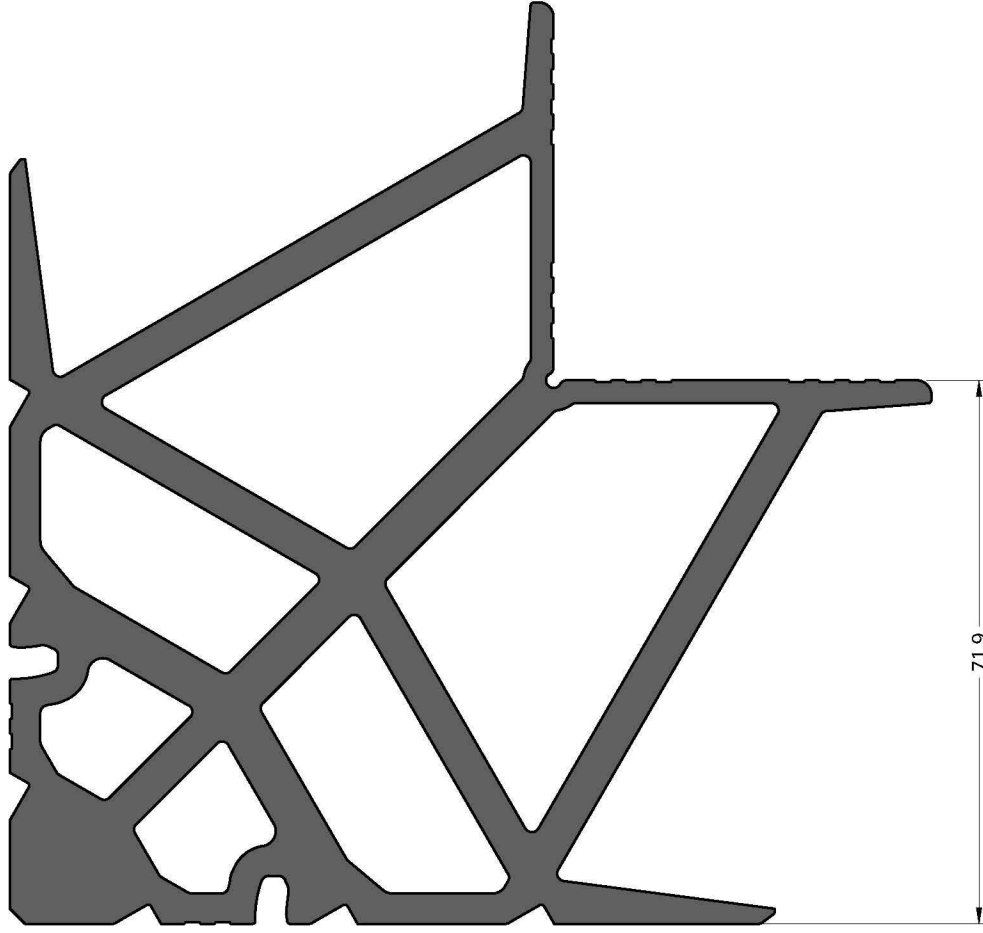
**CODE / KOD**

**09-113-00**

**THEORETICAL  
WEIGHT kg/m**

TEORİK AĞIRLIK kg/m

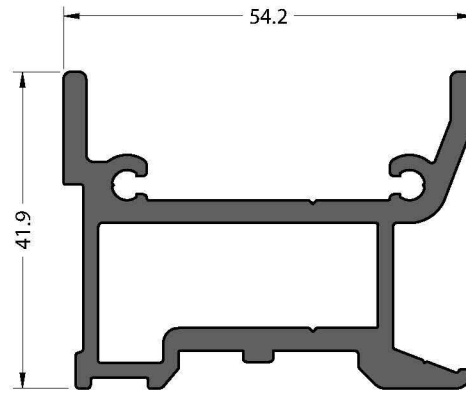
**7.241**



No visible surface.  
Görünen yüzeyi yoktur.

**CODE / KOD**  
**09-114-00**

**THEORETICAL WEIGHT kg/m**  
TEORİK AĞIRLIK kg/m  
**8.744**



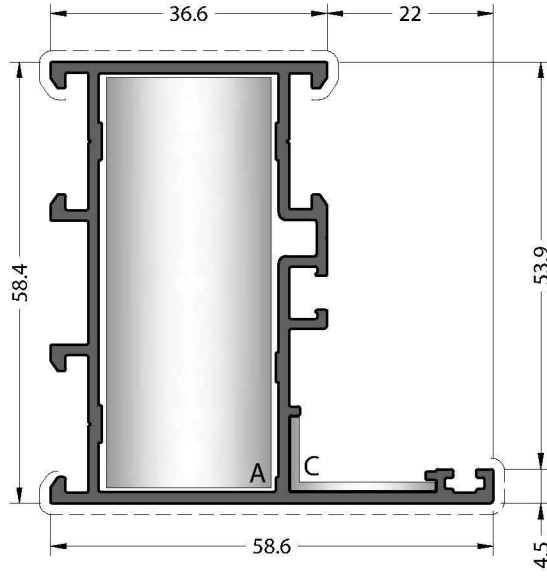
No visible surface.  
Görünen yüzeyi yoktur.

**CODE / KOD**  
**09-904-00**

**THEORETICAL WEIGHT kg/m**  
TEORİK AĞIRLIK kg/m  
**1.438**

580

**PROFILES / PROFİLLER**  
**1.5 mm**



**CODE / KOD**  
**58C-102-15**

**THEORETICAL WEIGHT kg/m**  
 TEORİK AĞIRLIK kg/m  
**1.015**

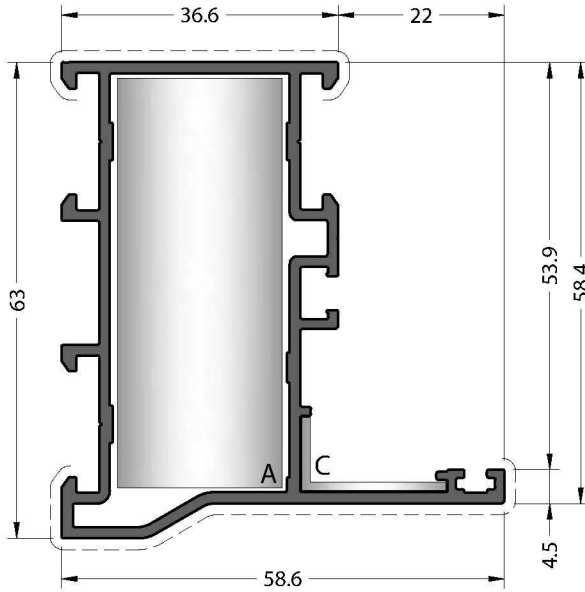
**CORNER JOINTS**  
 KÖŞE BAĞLANTILAR



**A** CC-103-54.9



**C** EM58-21



**CODE / KOD**  
**58C-108-15**

**THEORETICAL WEIGHT kg/m**  
 TEORİK AĞIRLIK kg/m  
**1.057**

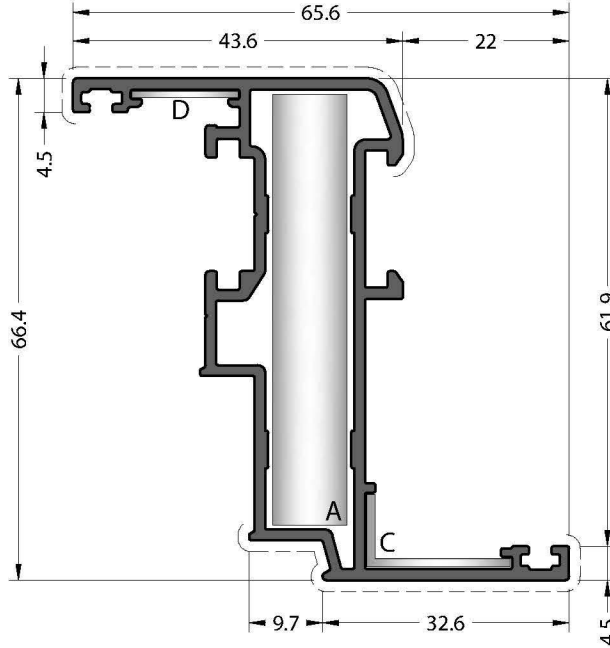
**CORNER JOINTS**  
 KÖŞE BAĞLANTILAR



**A** CC-103-54.9






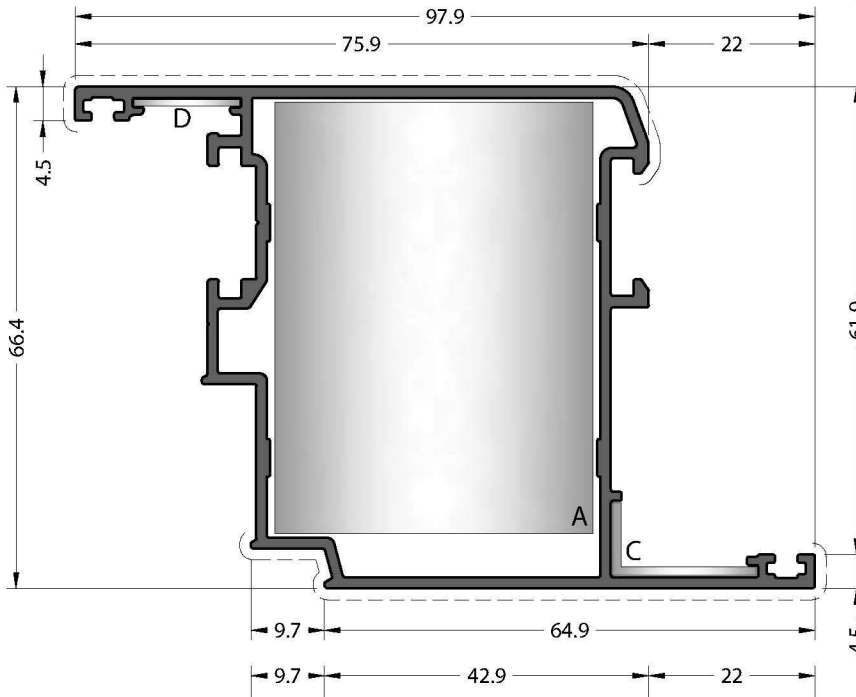
**C** EM58-21



**CODE / KOD**  
**58C-201-15**  
**THEORETICAL WEIGHT kg/m**  
 TEORİK AĞIRLIK kg/m  
**1.058**




**CORNER JOINTS**  
 KÖŞE BAĞLANTILAR

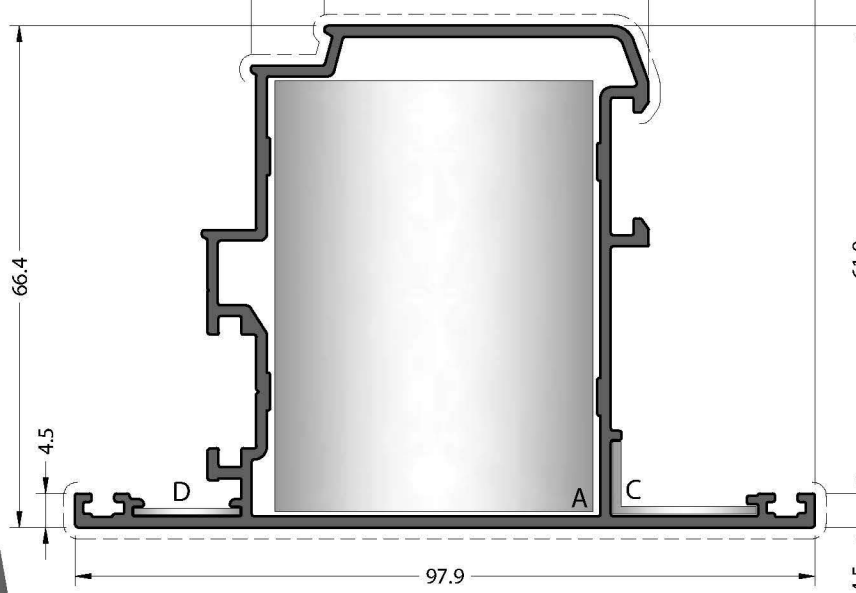
-  **A** CC-101-57.7
-  **C** EM58-21
-  **D** MK-20.1



**CODE / KOD**  
**58C-204-15**  
**THEORETICAL WEIGHT kg/m**  
 TEORİK AĞIRLIK kg/m  
**1.320**




**CORNER JOINTS**  
 KÖŞE BAĞLANTILAR

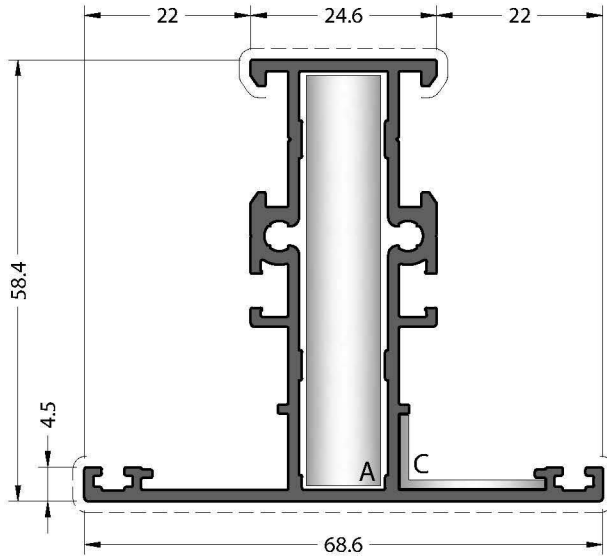
-  **A** CC-105-57.7
-  **C** EM58-21
-  **D** MK-20.1



**CODE / KOD**  
**58C-205-15**  
**THEORETICAL WEIGHT kg/m**  
 TEORİK AĞIRLIK kg/m  
**1.320**

**CORNER JOINTS**  
 KÖŞE BAĞLANTILAR

-  **A** CC-105-57.7
-  **C** EM58-21
-  **D** MK-20.1



**CODE / KOD**

**58C-301-15**

**THEORETICAL WEIGHT kg/m**

TEORİK AĞIRLIK kg/m

**1.100**

**T JUNCTION**

ÇEKTİRME BAĞLANTI



**A** CC-904-10.5

**CORNER JOINTS**

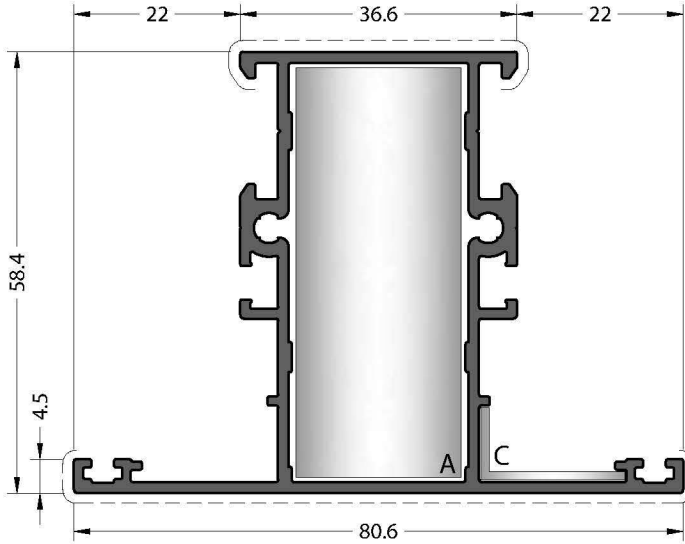
KÖŞE BAĞLANTILAR



**A** CC-101-54.9



**C** EM58-21



**CODE / KOD**

**58C-302-15**

**THEORETICAL WEIGHT kg/m**

TEORİK AĞIRLIK kg/m

**1.197**

**T JUNCTION**

ÇEKTİRME BAĞLANTI



**A** CC-904-22.5

**CORNER JOINTS**

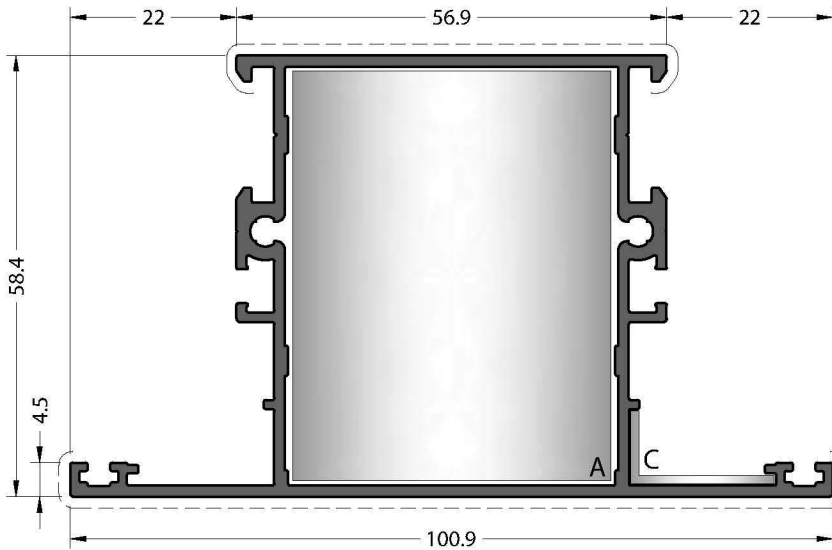
KÖŞE BAĞLANTILAR



**A** CC-103-54.9



**C** EM58-21



**CODE / KOD**

**58C-304-15**

**THEORETICAL WEIGHT kg/m**

TEORİK AĞIRLIK kg/m

**1.361**

**T JUNCTION**

ÇEKTİRME BAĞLANTI



**A** CC-904-42.8

**CORNER JOINTS**

KÖŞE BAĞLANTILAR



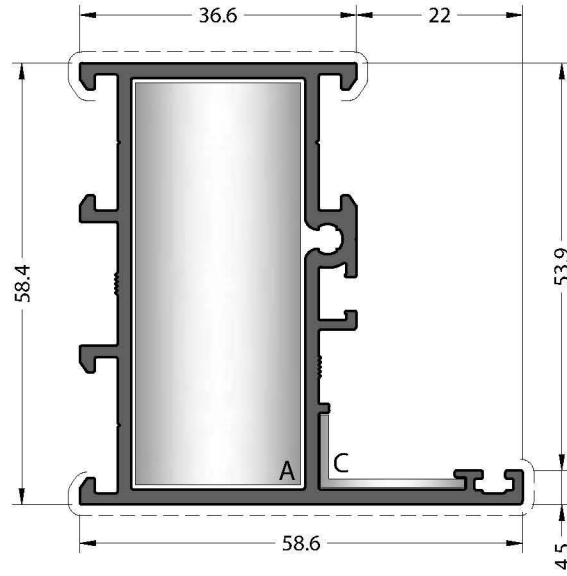
**A** CC-105-54.9



**C** EM58-21

580

**PROFILES / PROFİLLER**  
2 mm



**CODE / KOD**  
**58C-102-20**

**THEORETICAL WEIGHT kg/m**  
 TEORİK AĞIRLIK kg/m  
**1.226**

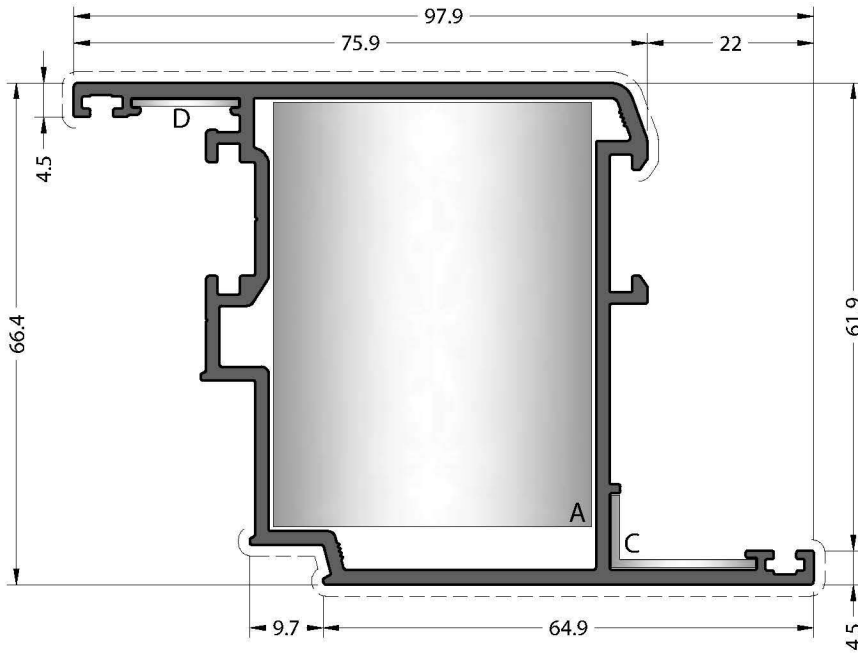
**CORNER JOINTS**  
 KÖŞE BAĞLANTILAR



**A** CC-103-53.9



**C** EM58-21



**CODE / KOD**  
**58C-204-20**

**THEORETICAL WEIGHT kg/m**  
 TEORİK AĞIRLIK kg/m  
**1.621**

**CORNER JOINTS**  
 KÖŞE BAĞLANTILAR



**A** CC-105-56.8

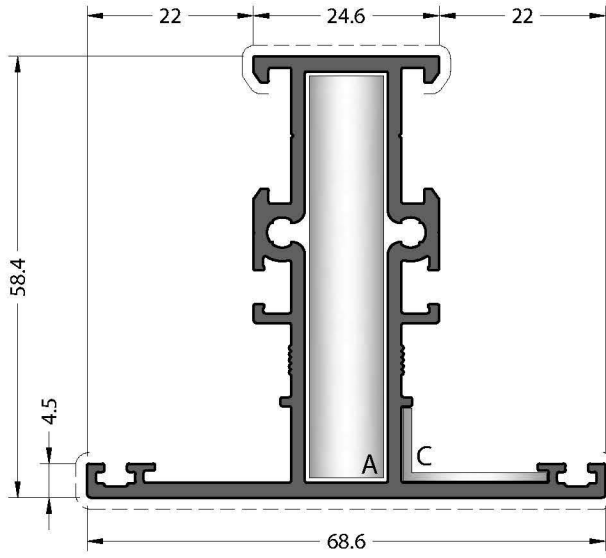


**C** EM58-21



**D** MK-20.1





CODE / KOD

**58C-301-20**

**THEORETICAL WEIGHT kg/m**

TEORİK AĞIRLIK kg/m

**1.274**

**T JUNCTION**

ÇEKTİRME BAĞLANTI



A CC-904-10.5

**CORNER JOINTS**

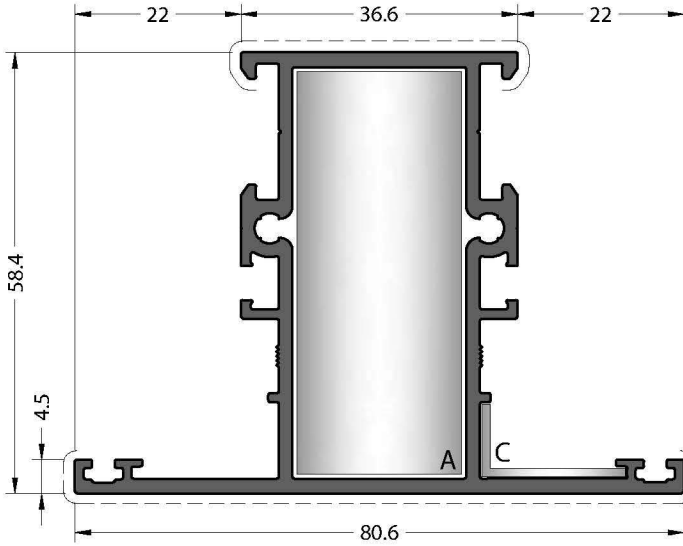
KÖŞE BAĞLANTILAR



A CC-101-53.9



C EM58-21



CODE / KOD

**58C-302-20**

**THEORETICAL WEIGHT kg/m**

TEORİK AĞIRLIK kg/m

**1.402**

**T JUNCTION**

ÇEKTİRME BAĞLANTI



A CC-904-22.5

**CORNER JOINTS**

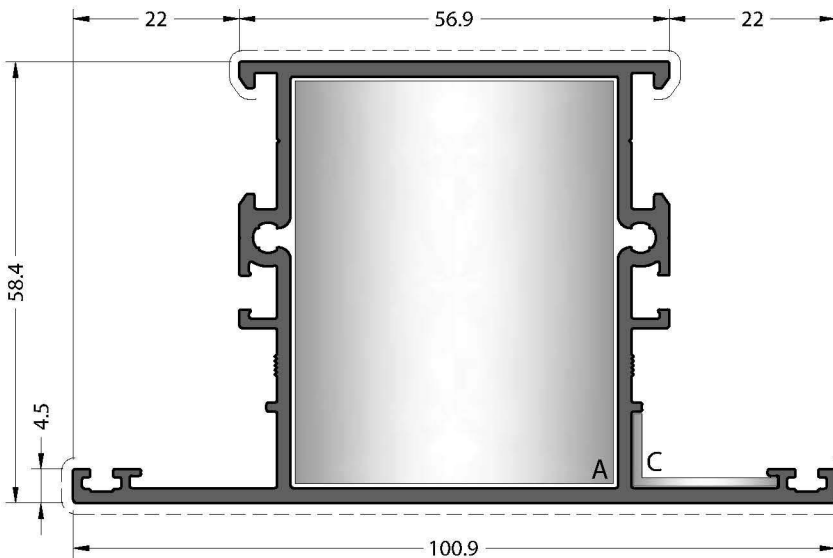
KÖŞE BAĞLANTILAR



A CC-103-53.9



C EM58-21



CODE / KOD

**58C-304-20**

**THEORETICAL WEIGHT kg/m**

TEORİK AĞIRLIK kg/m

**1.621**

**T JUNCTION**

ÇEKTİRME BAĞLANTI



A CC-904-42.8

**CORNER JOINTS**

KÖŞE BAĞLANTILAR



A CC-105-53.9

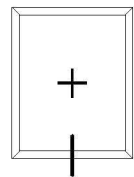
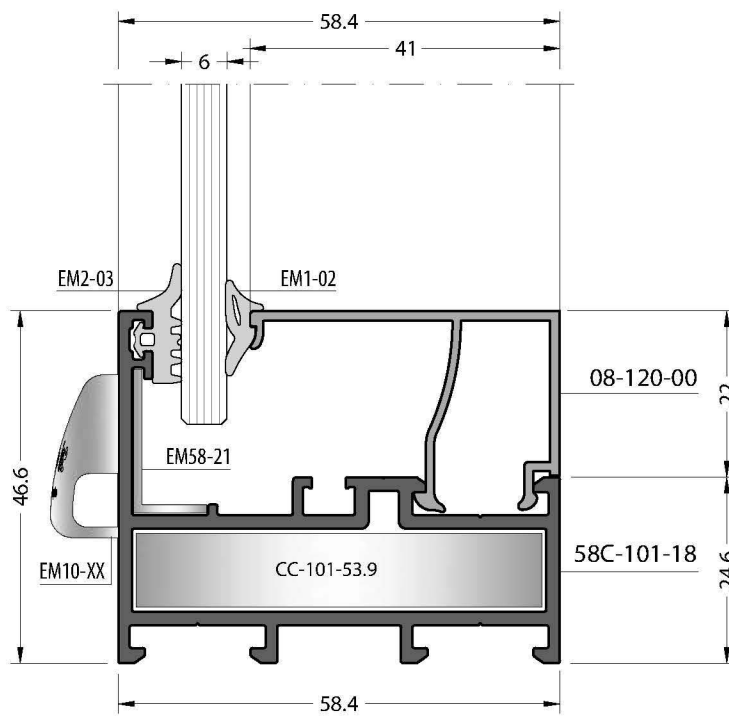
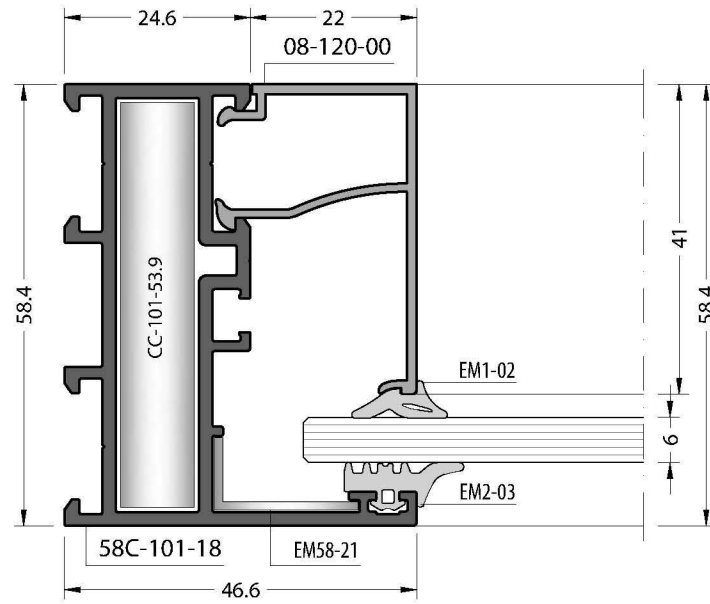
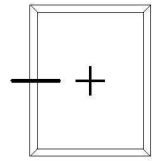


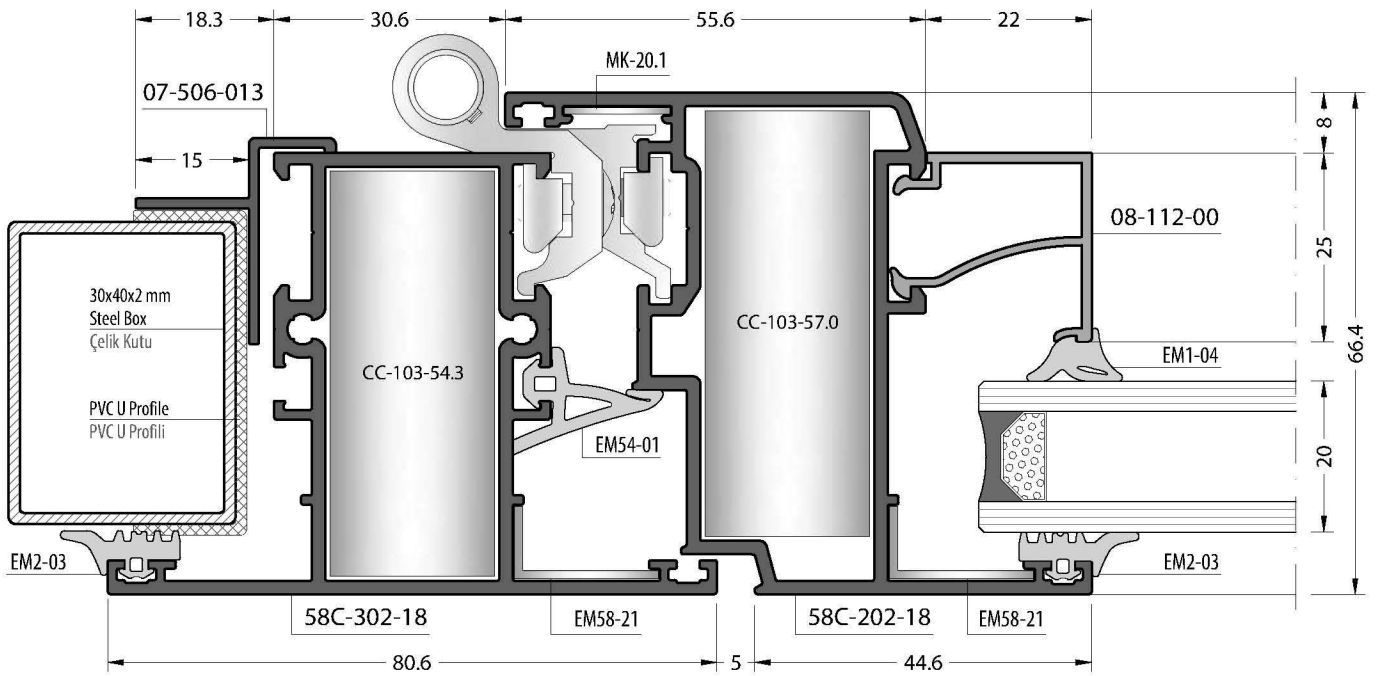
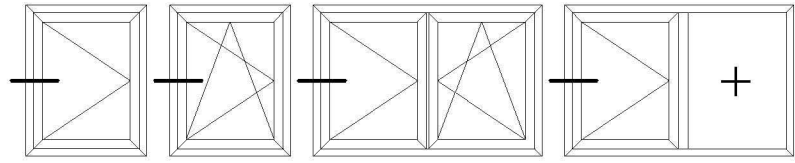
C EM58-21

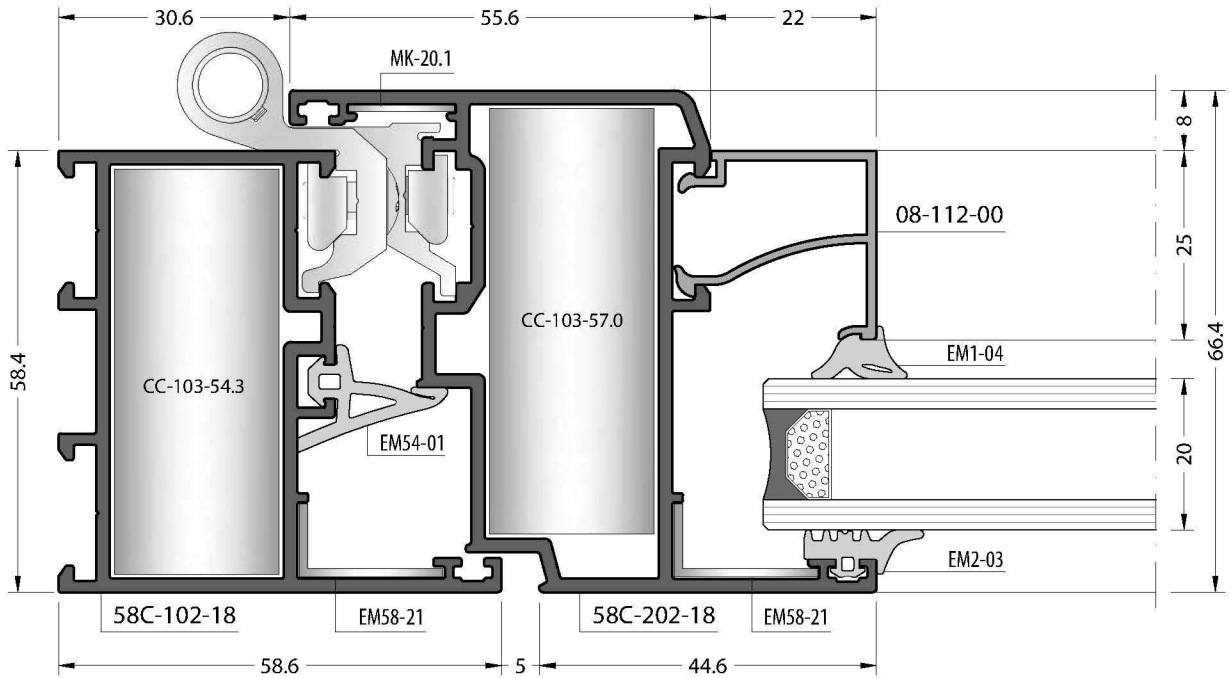
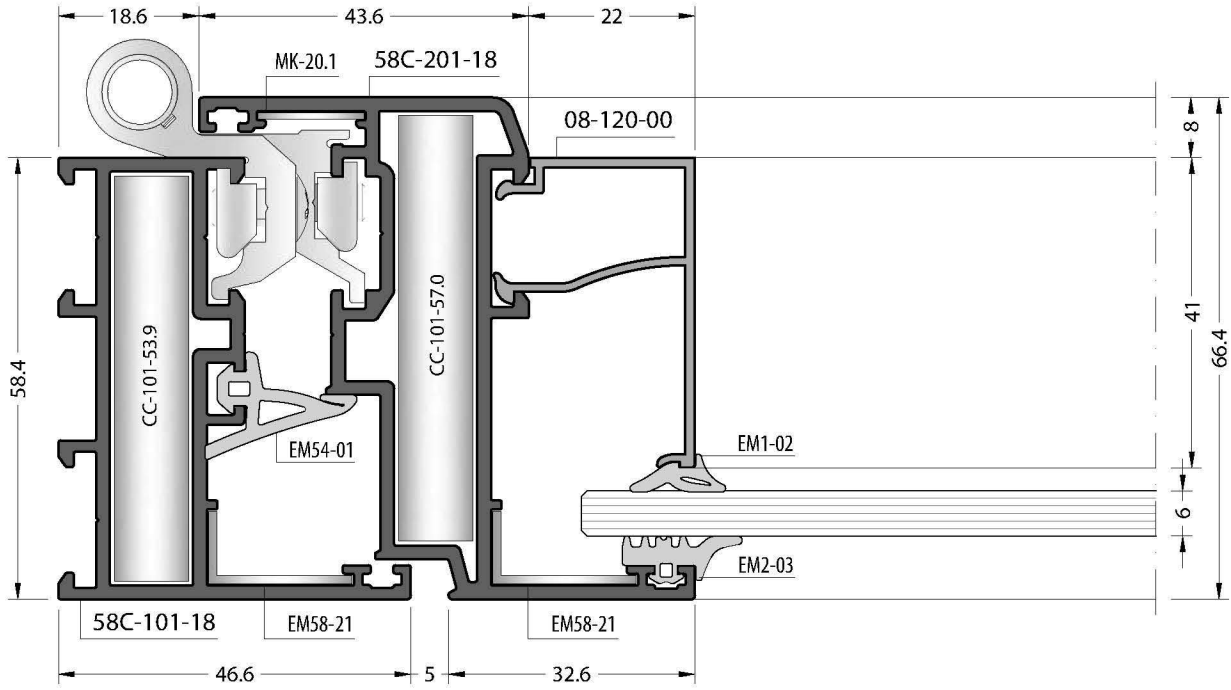
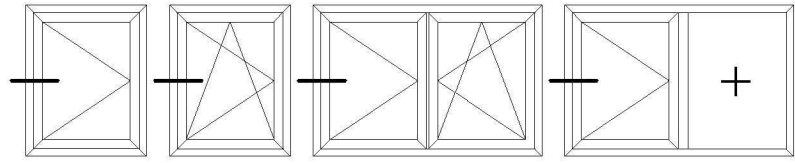


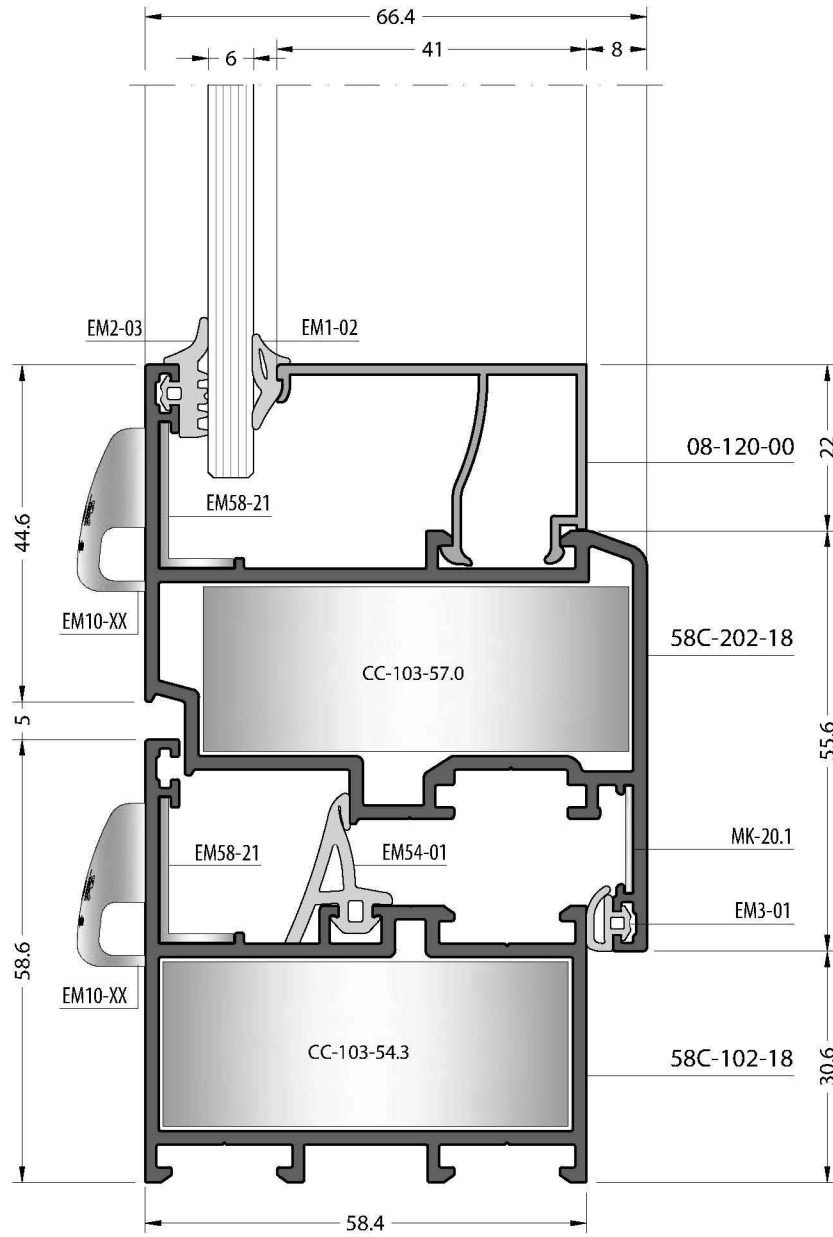
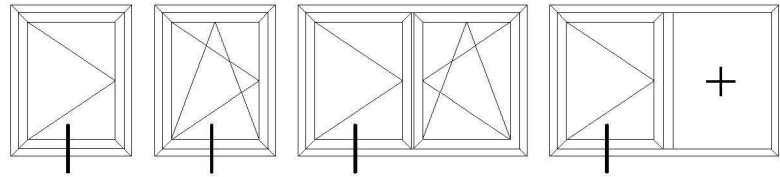
580

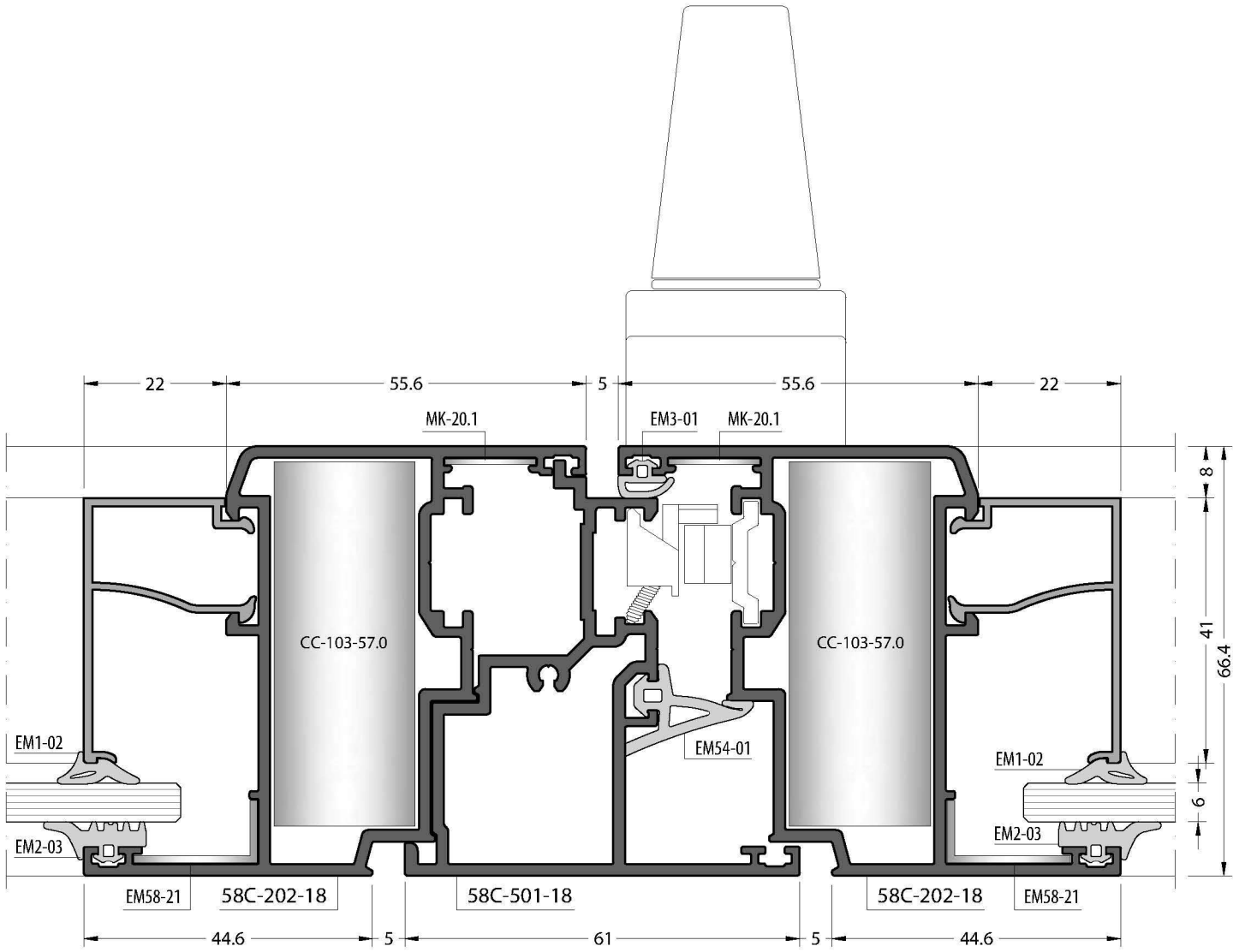
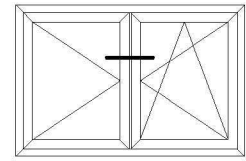
**DETAILS / DETAYLAR**



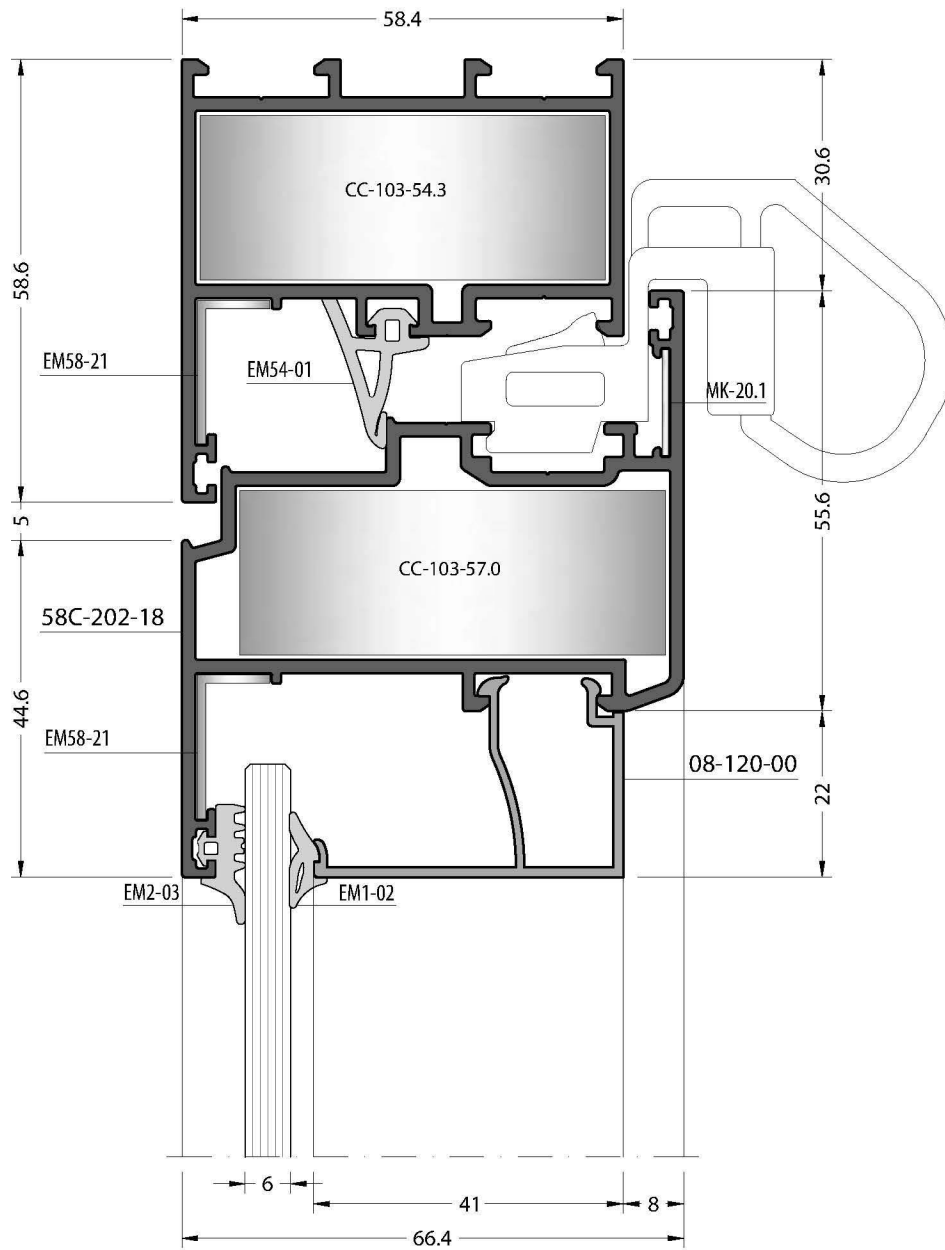
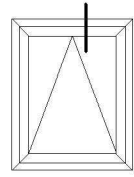


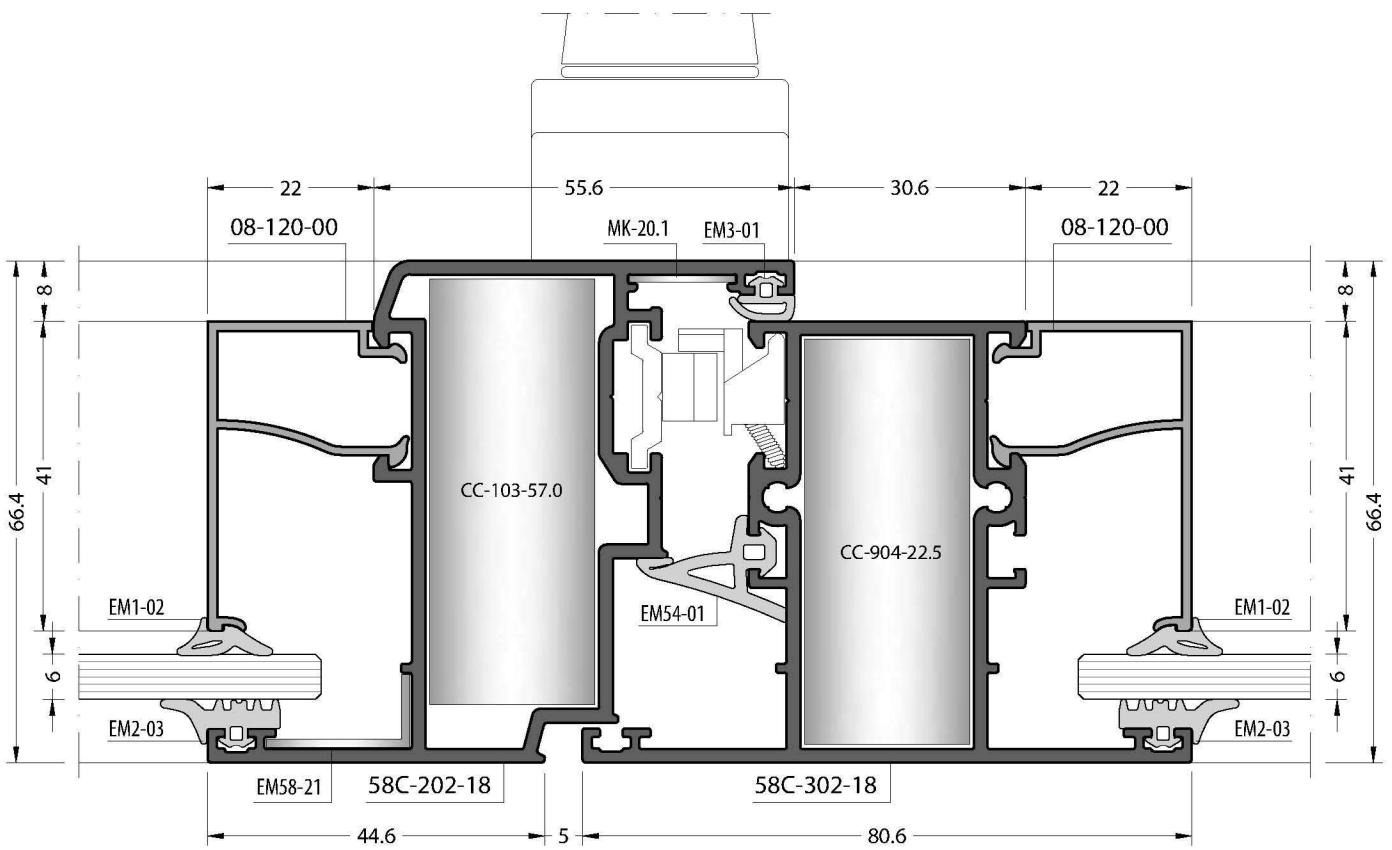
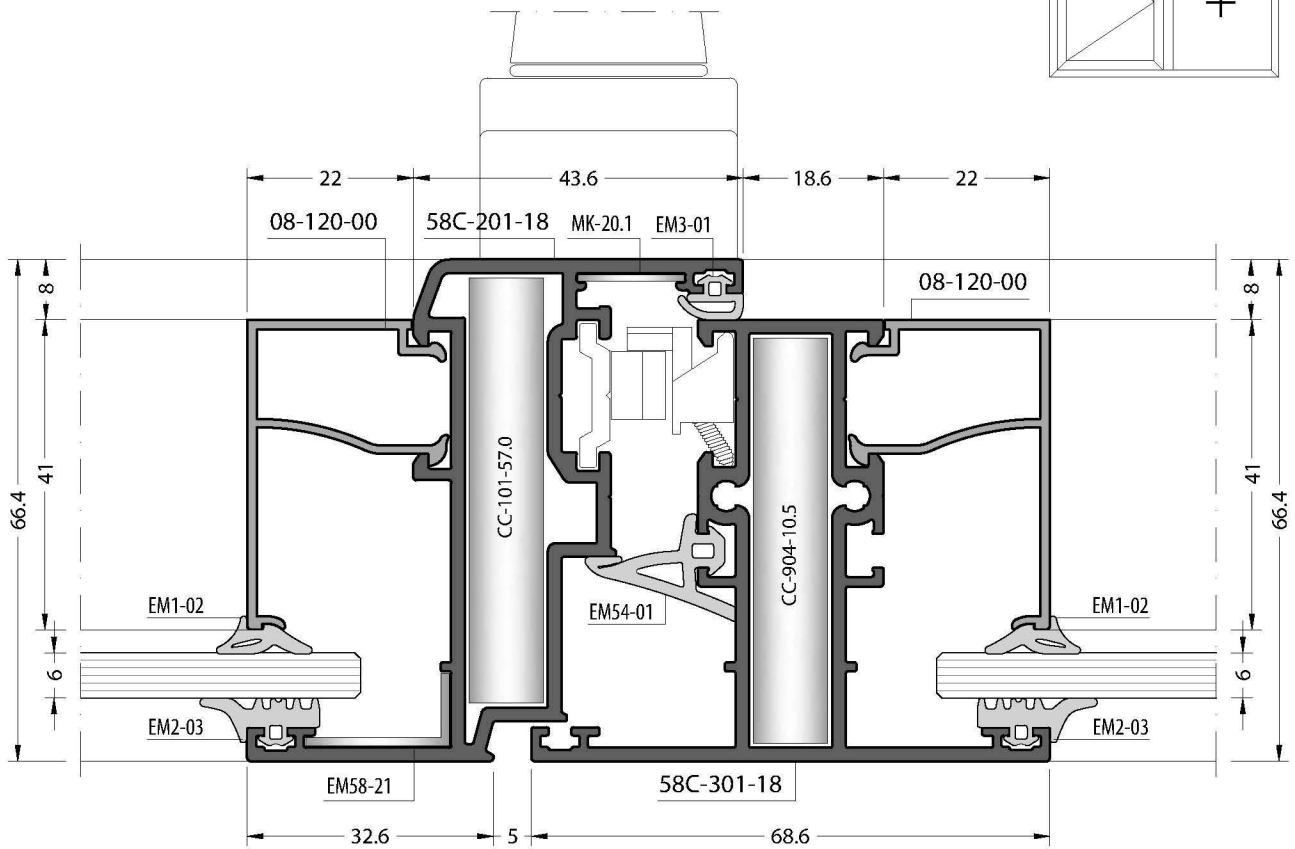
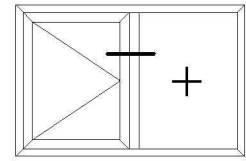


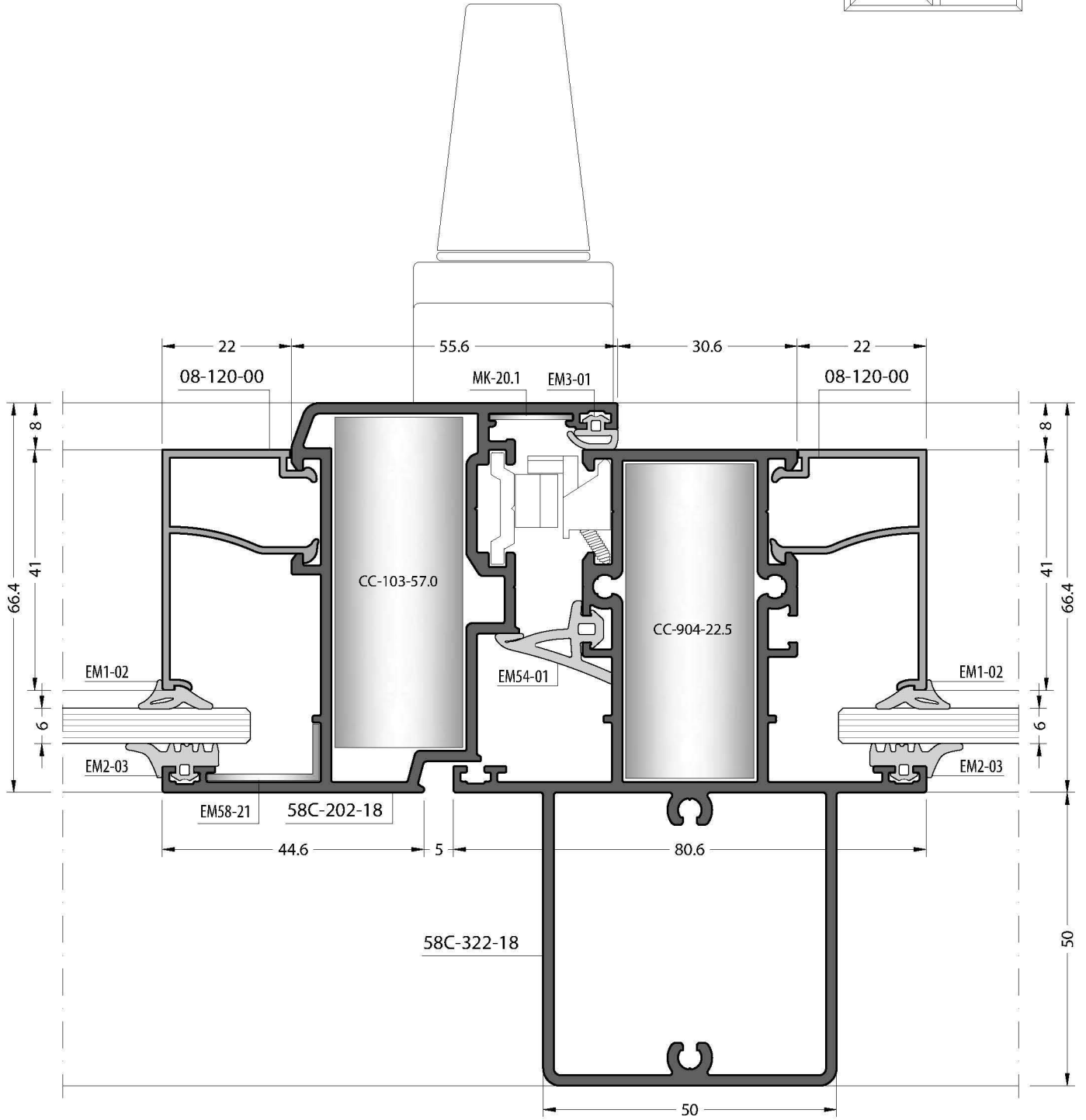
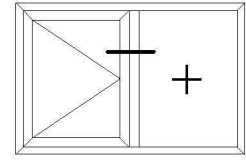


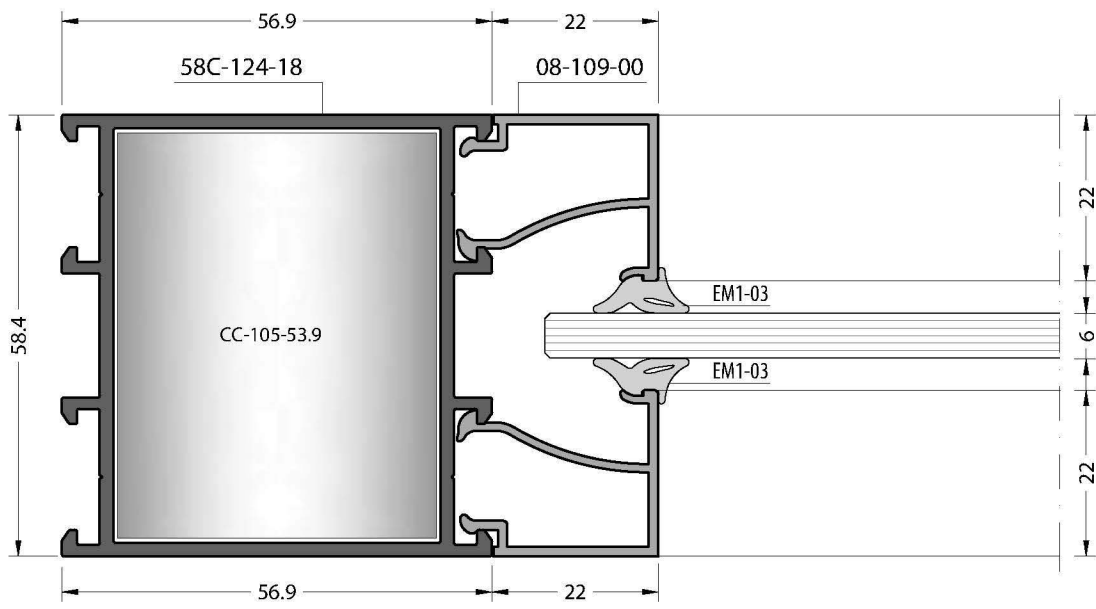
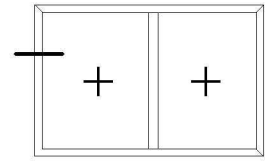


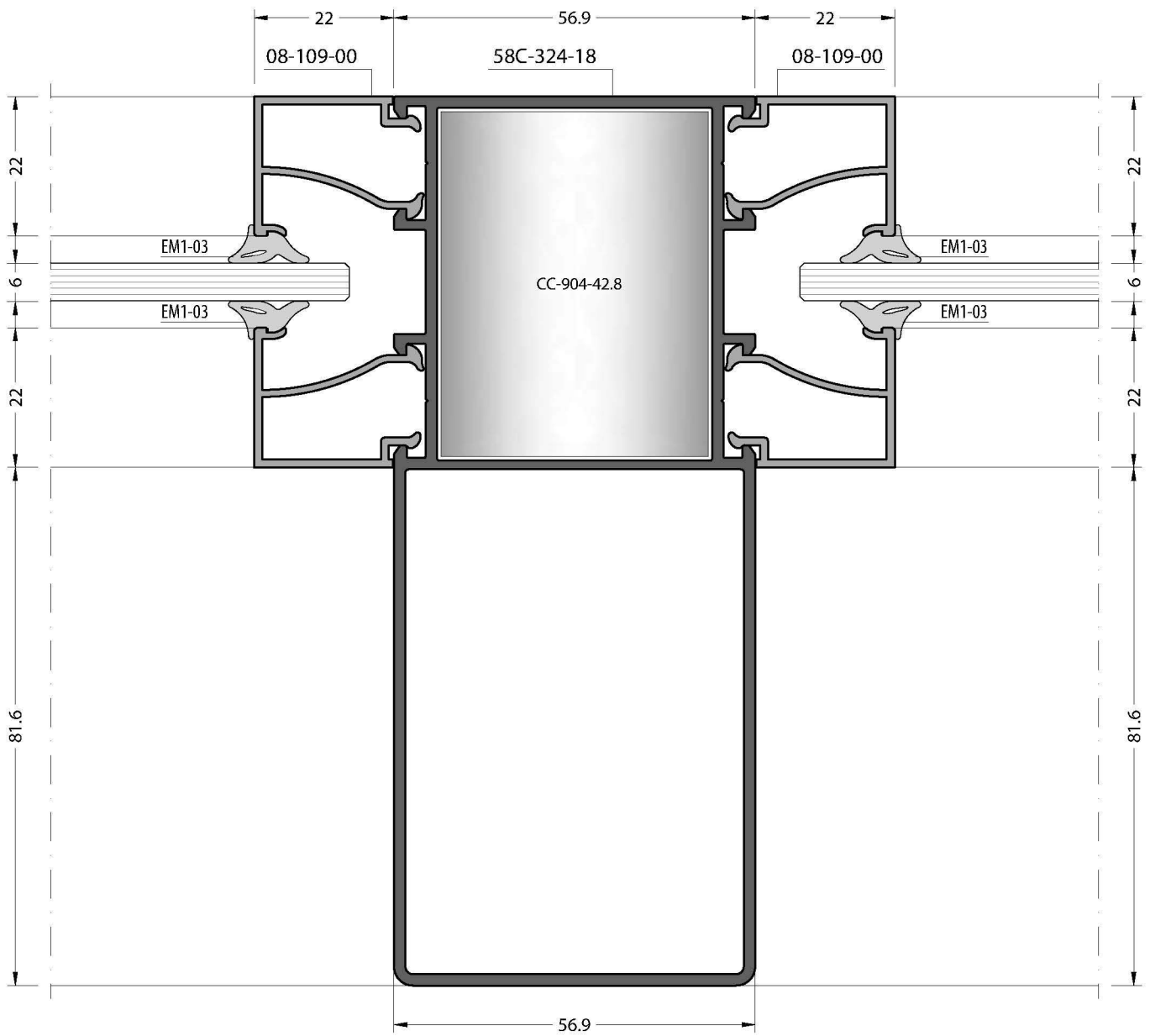
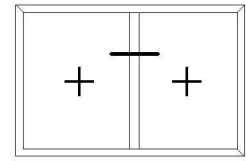


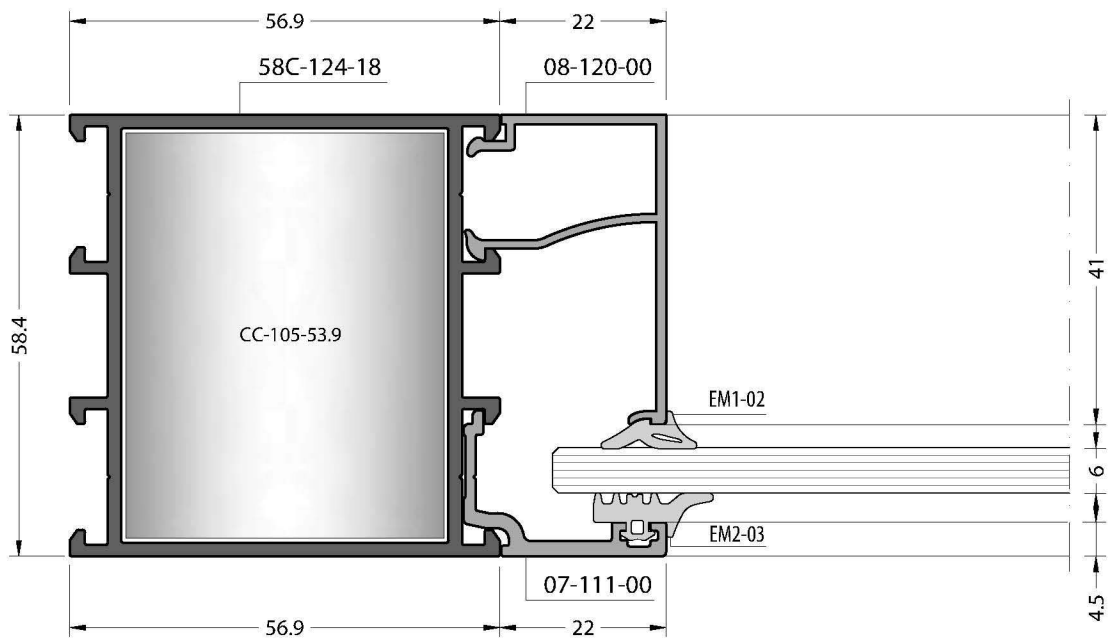
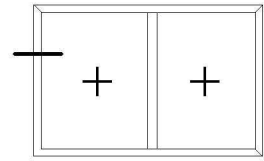


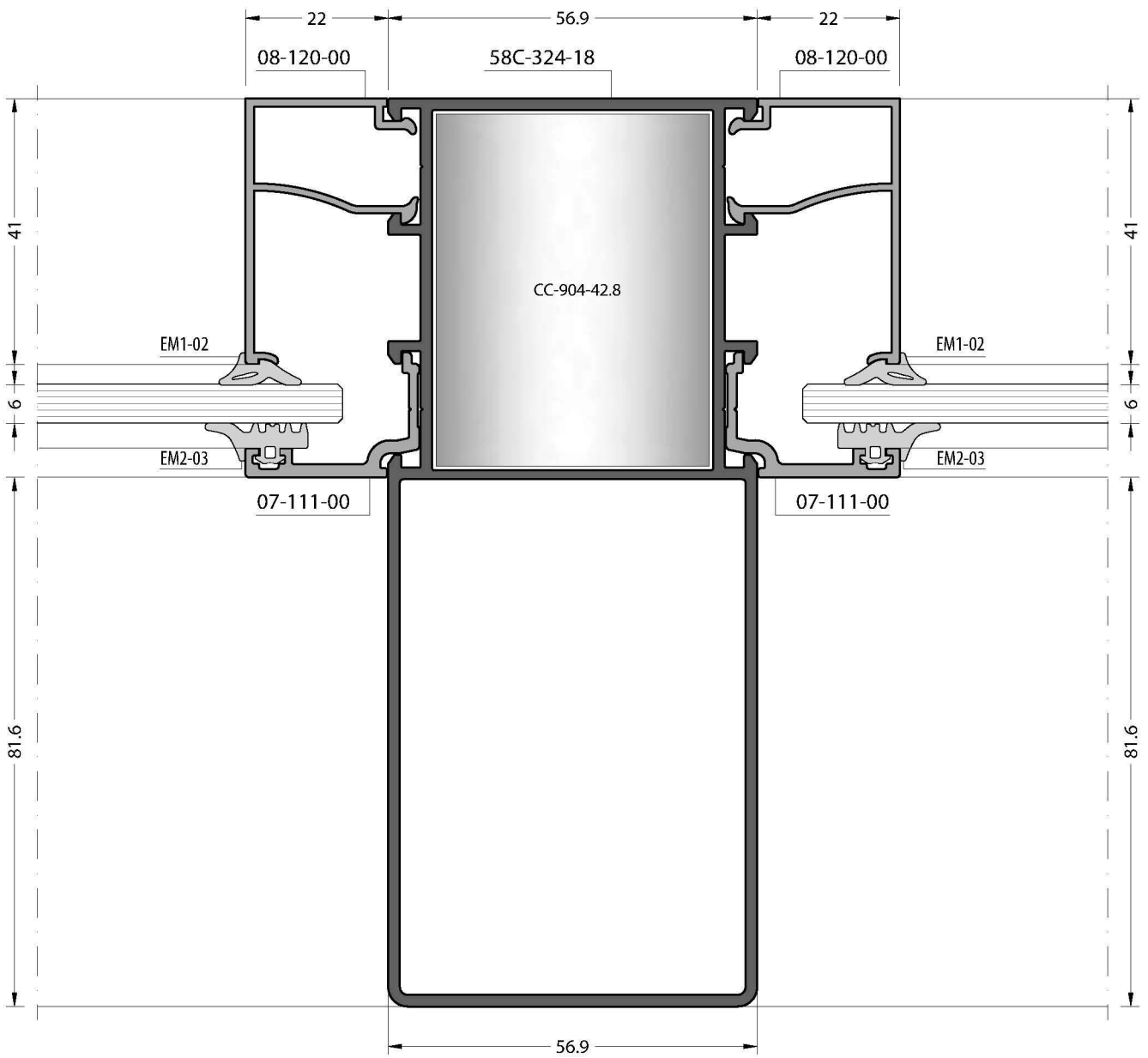
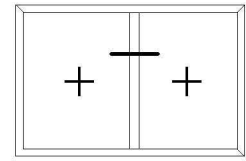


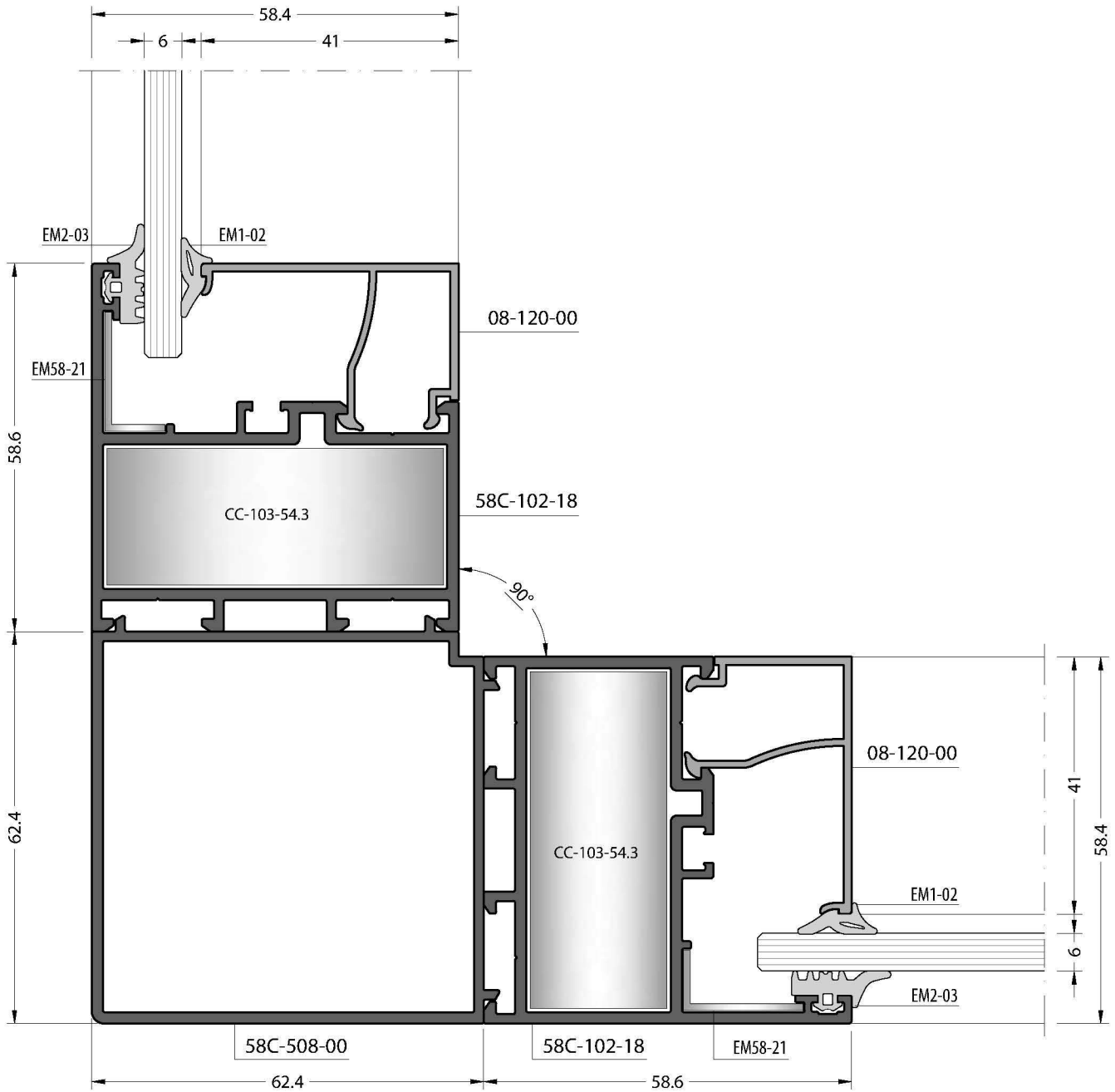
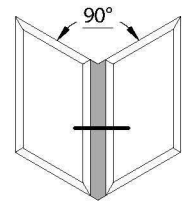




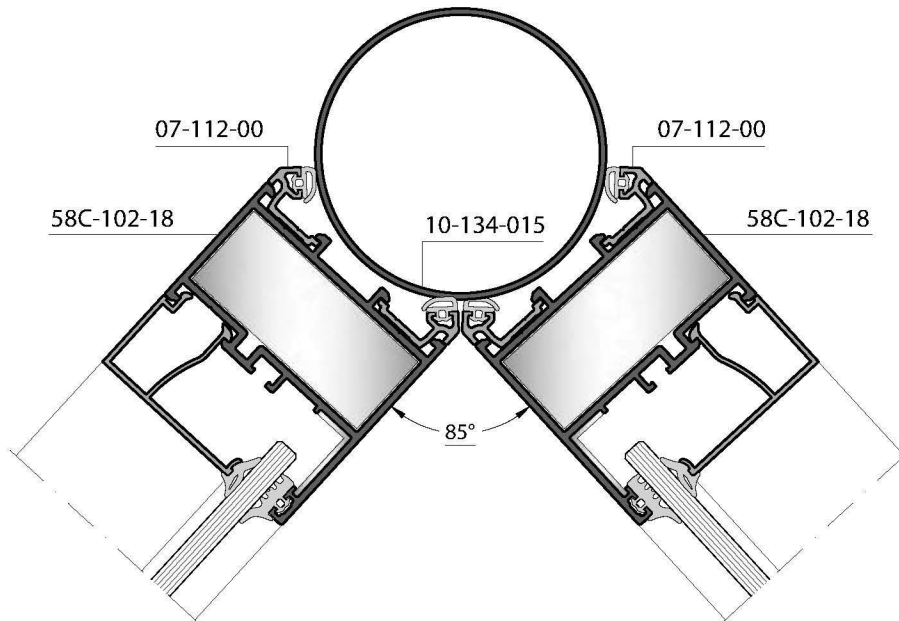
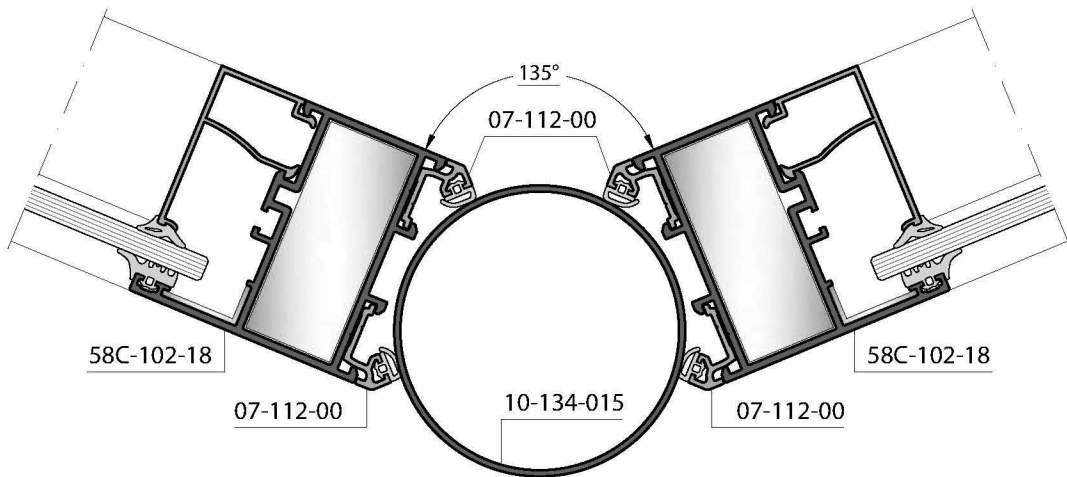
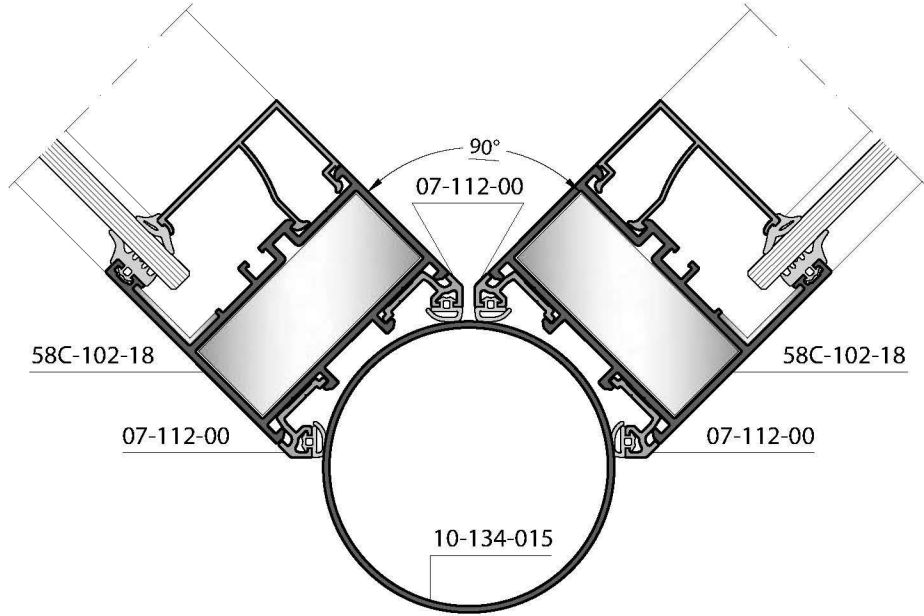
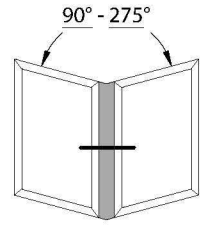


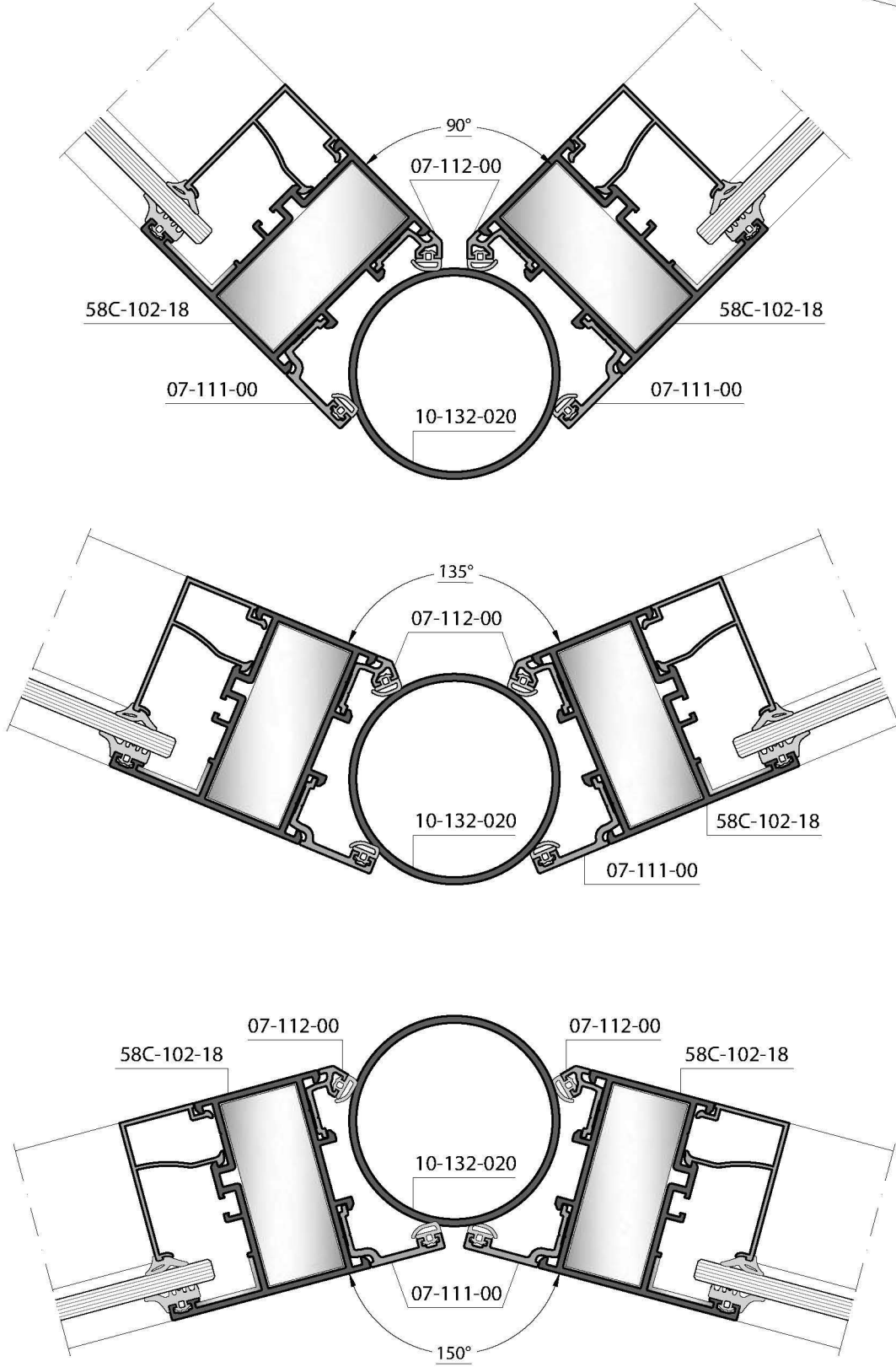
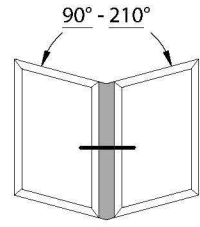


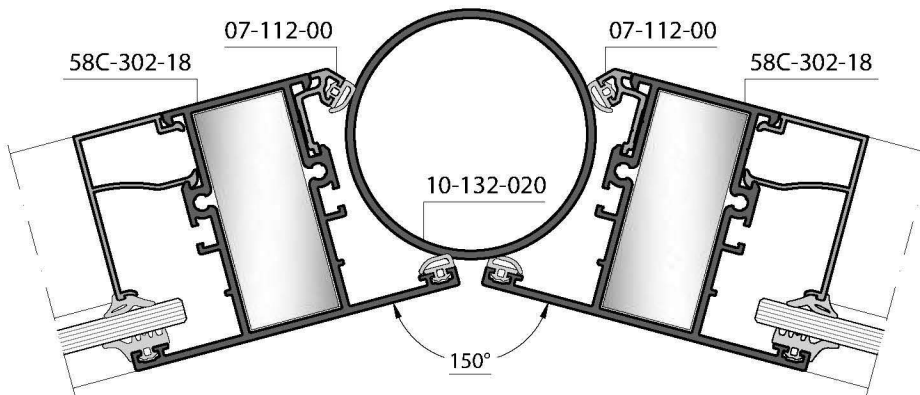
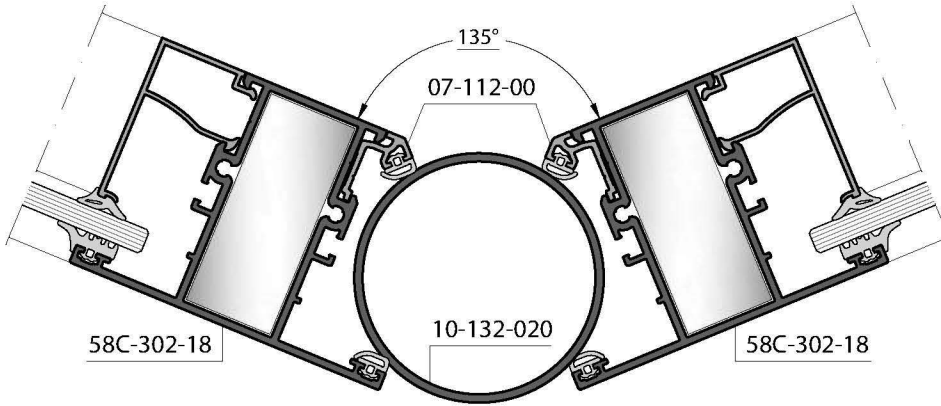
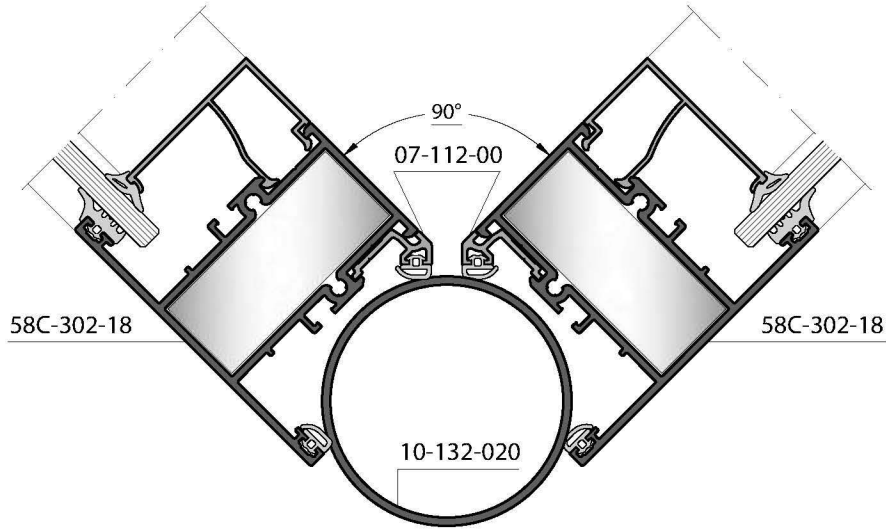
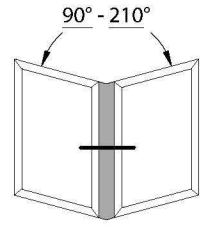


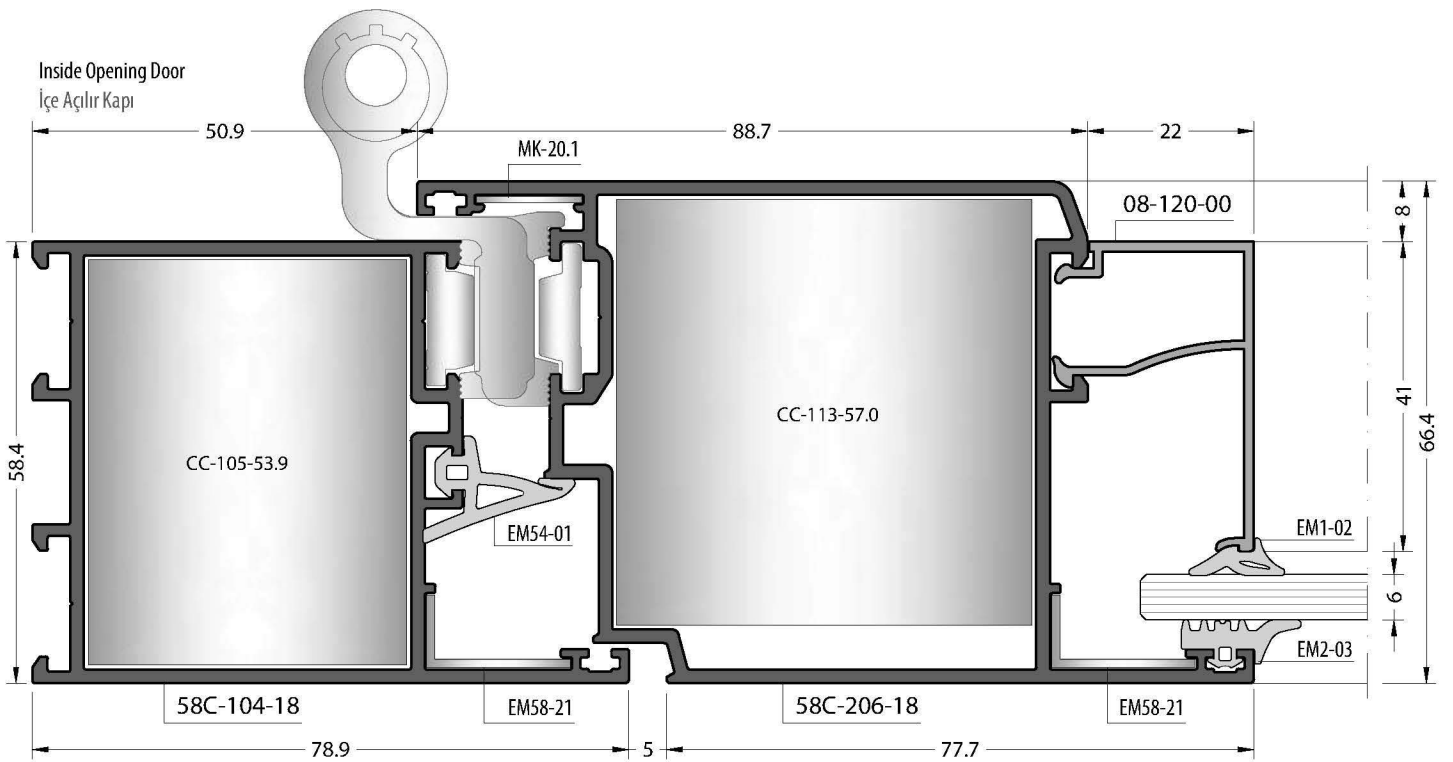
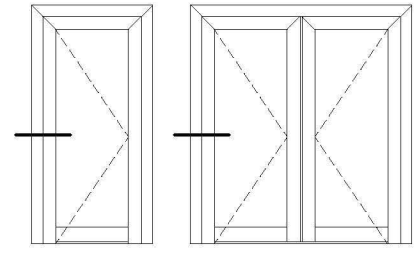
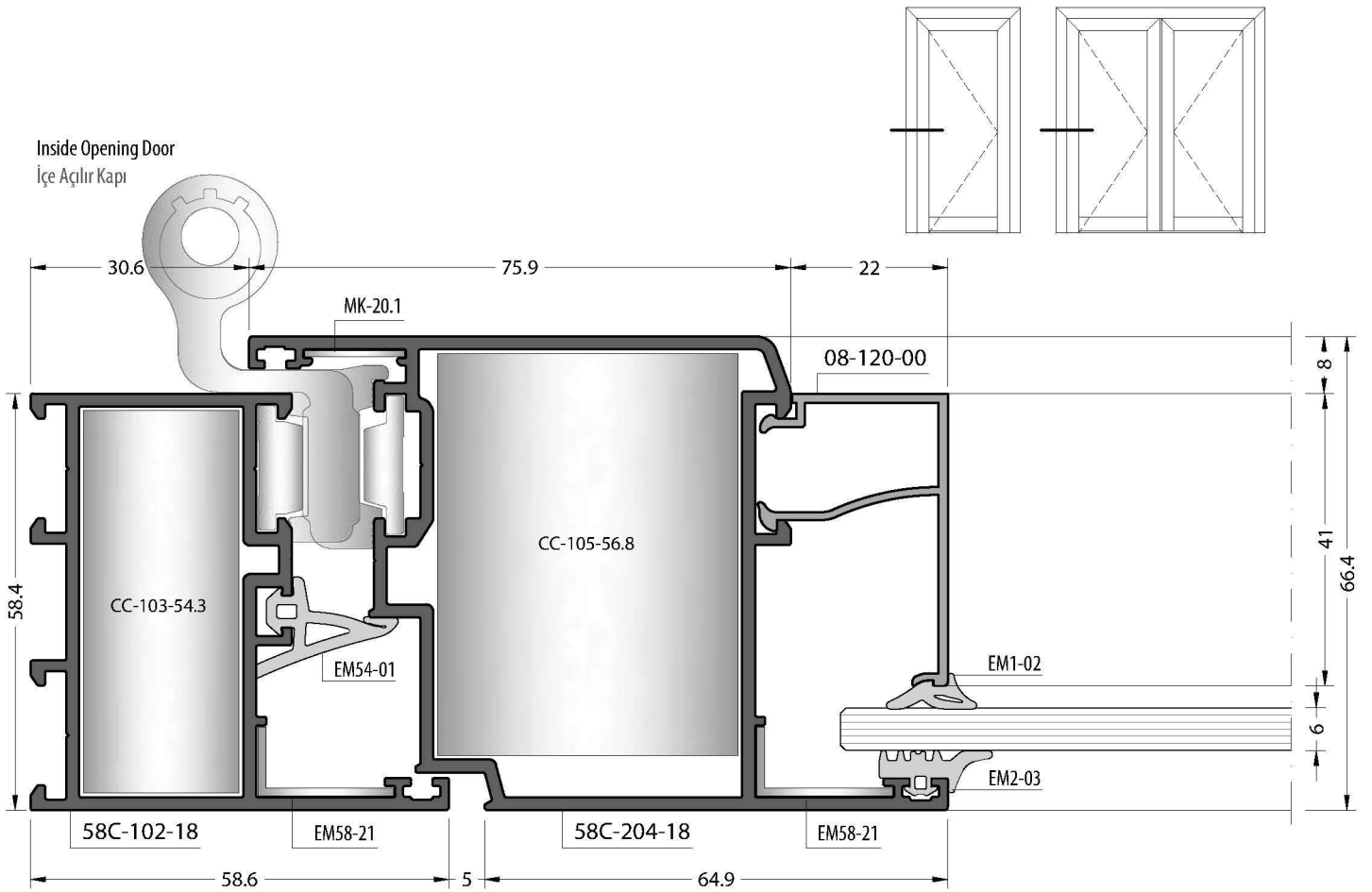


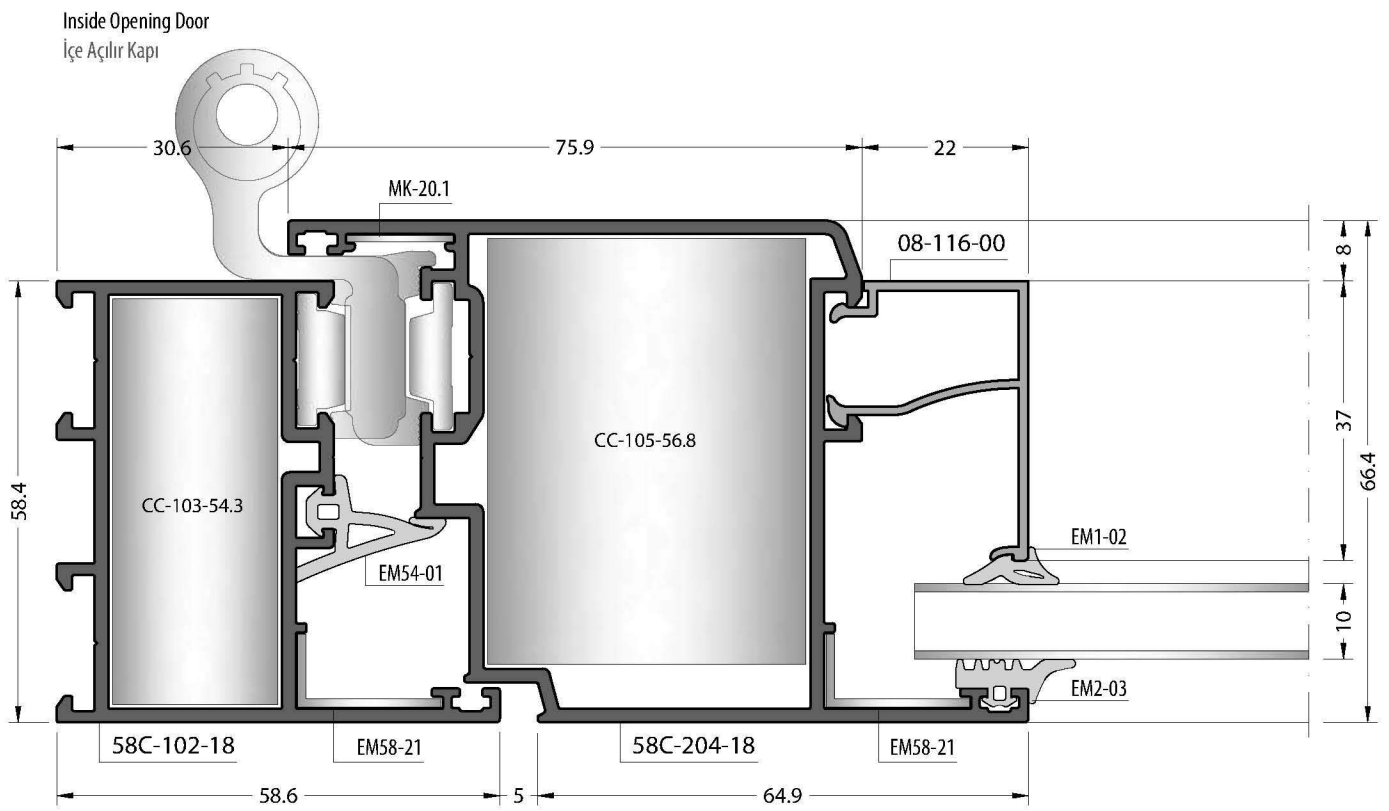
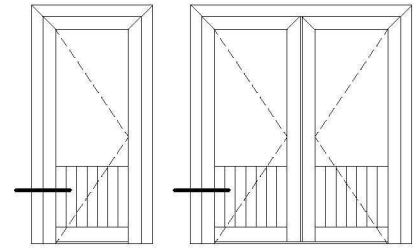


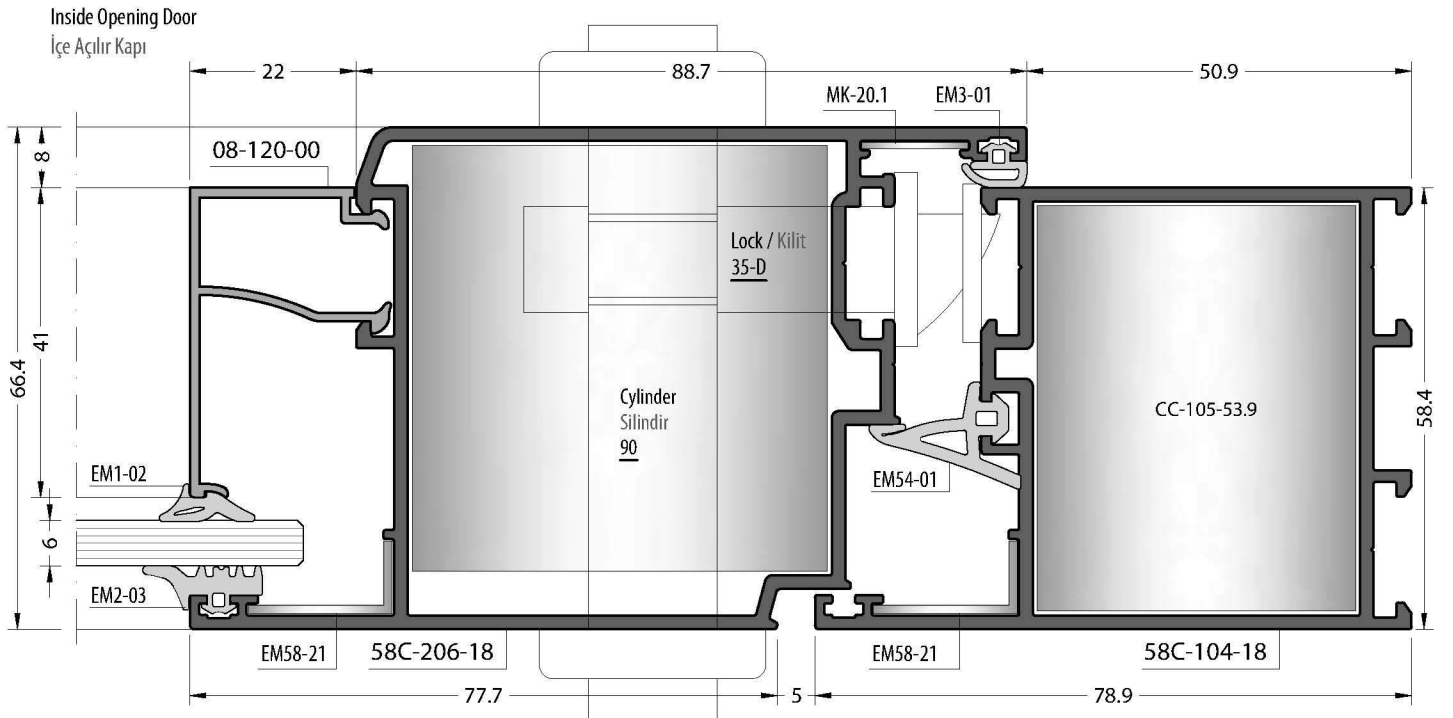
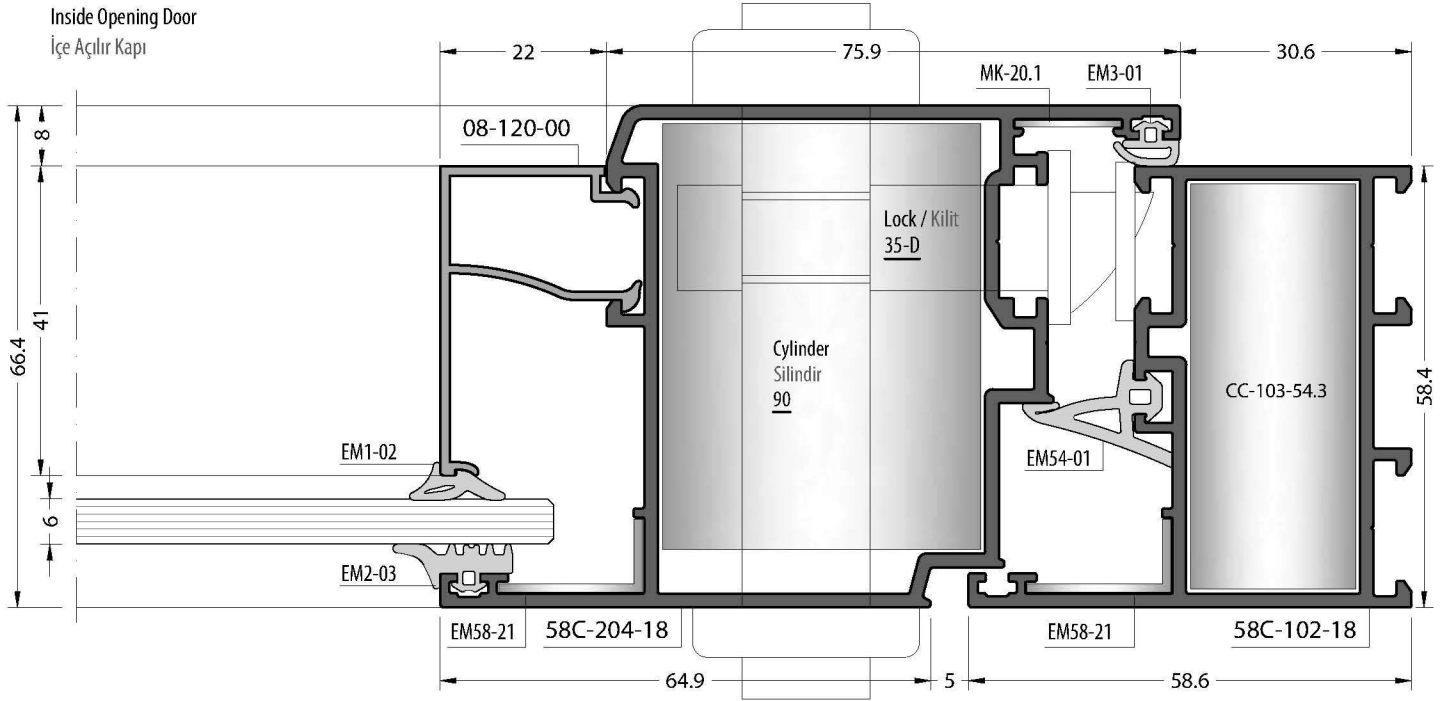
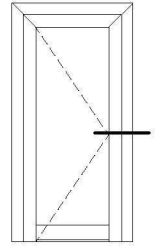


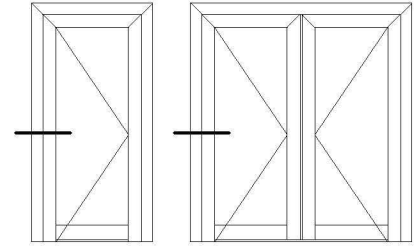




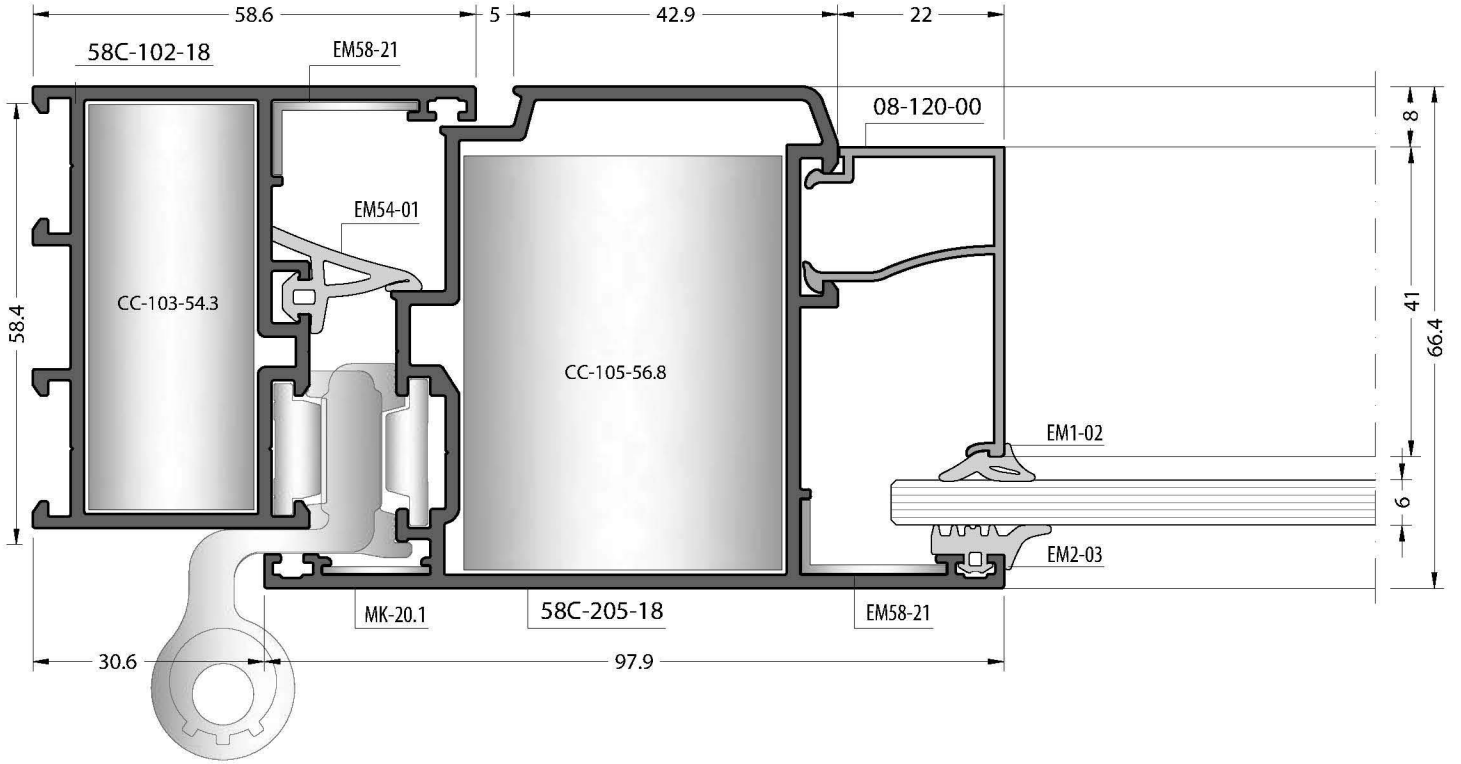




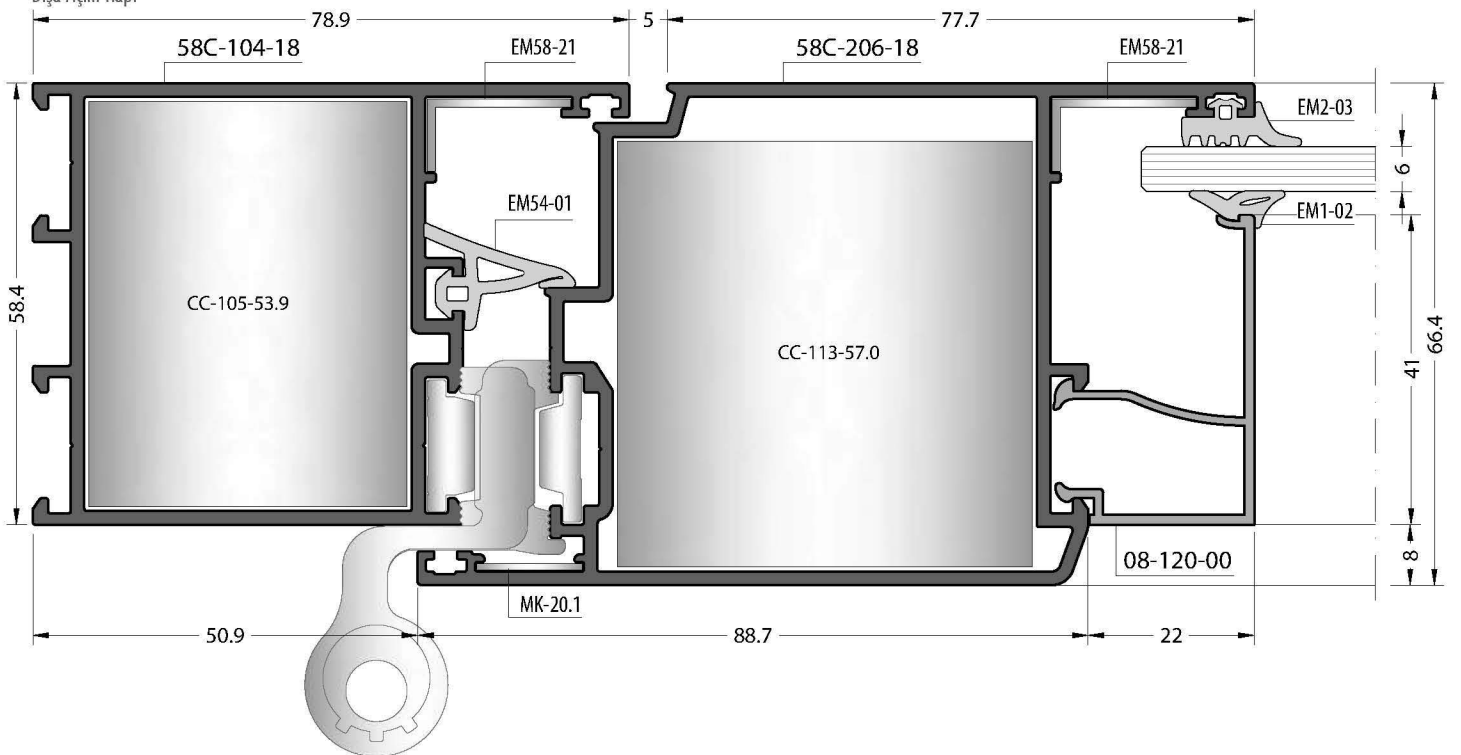




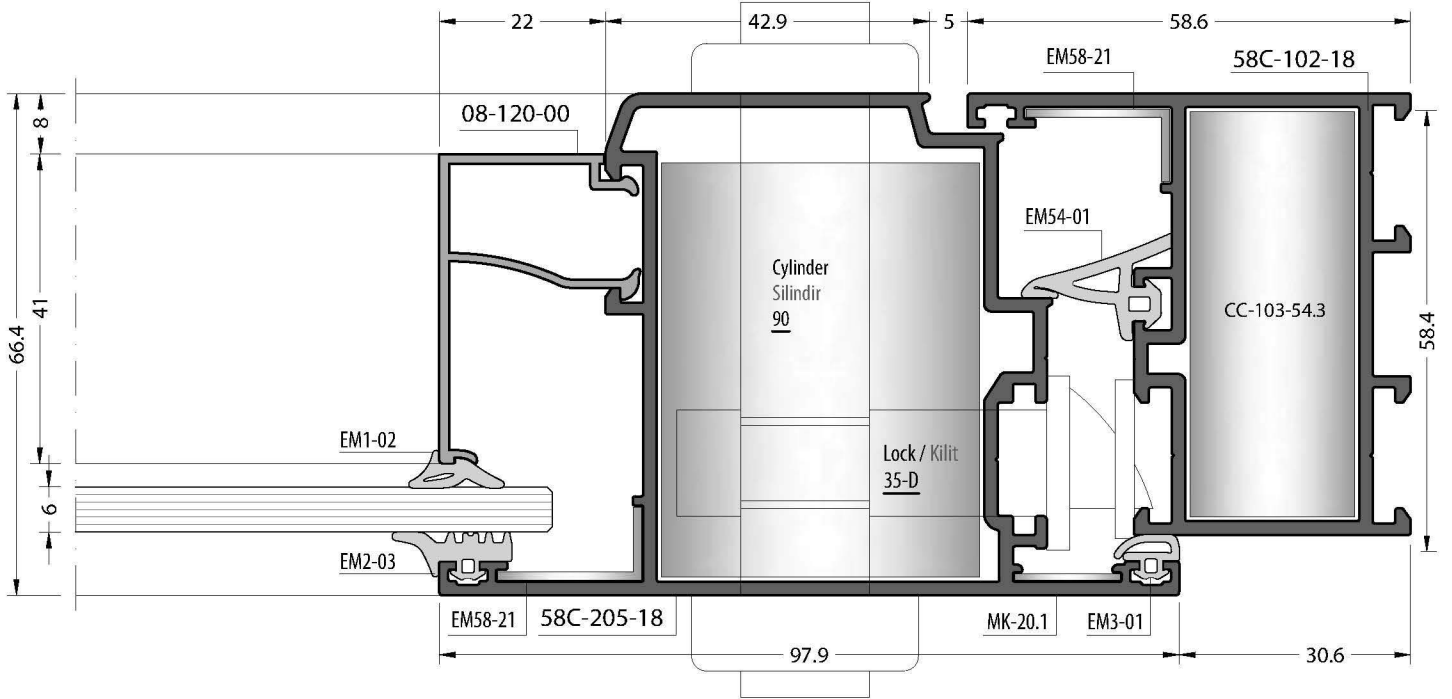
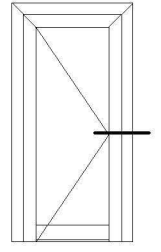
Outside Opening Door  
Dışa Açılır Kapı



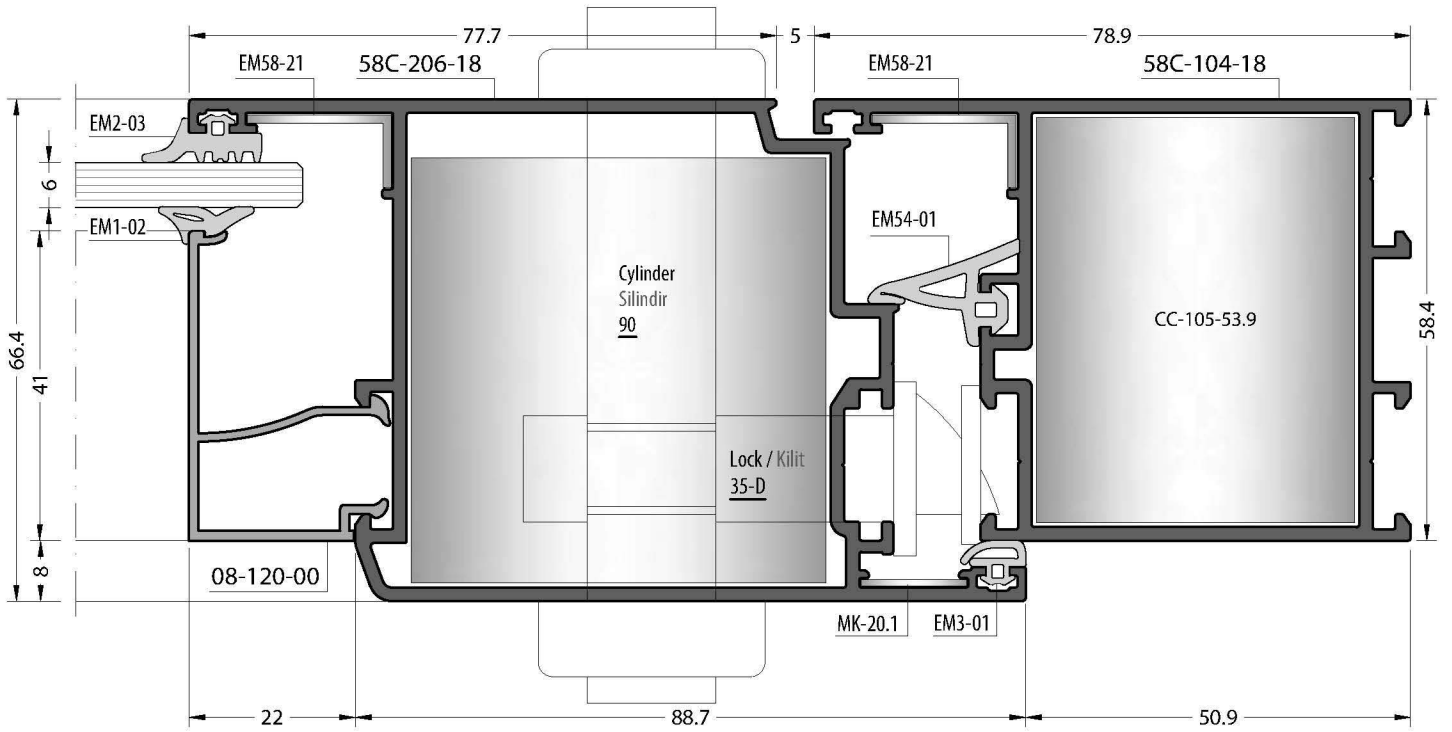
Outside Opening Door  
Dışa Açılır Kapı



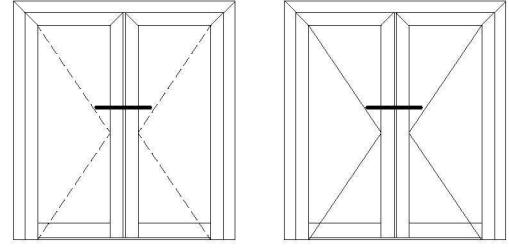
Outside Opening Door  
Dışa Açılır Kapı



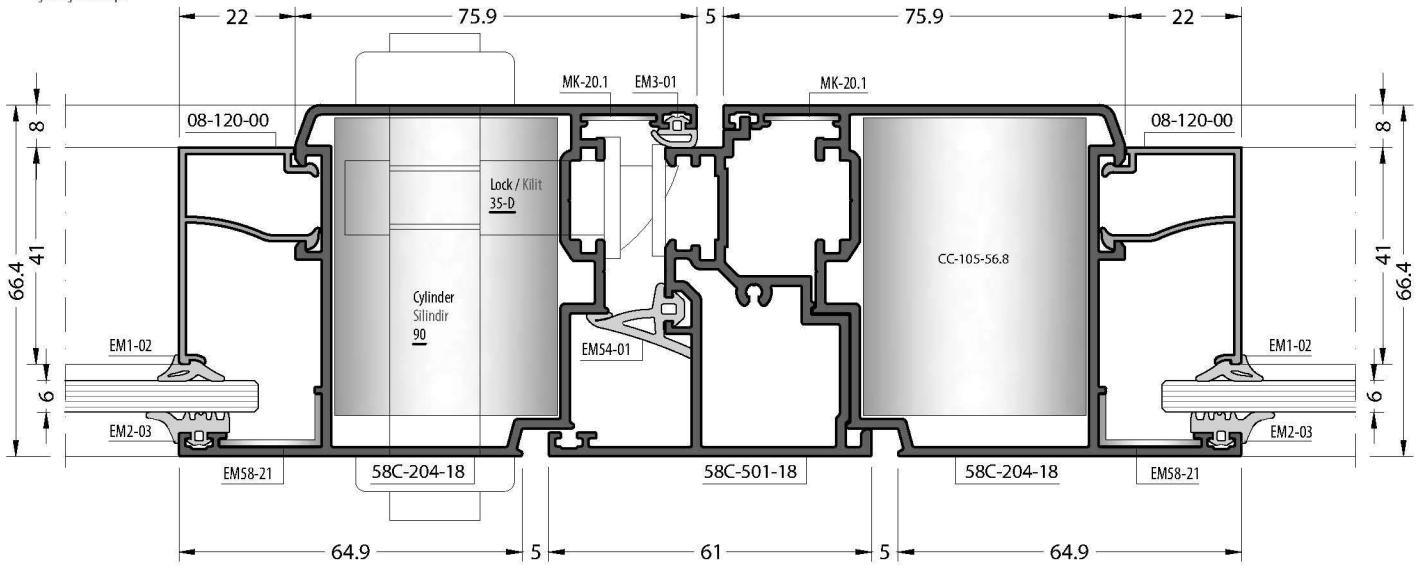
Outside Opening Door  
Dışa Açılır Kapı



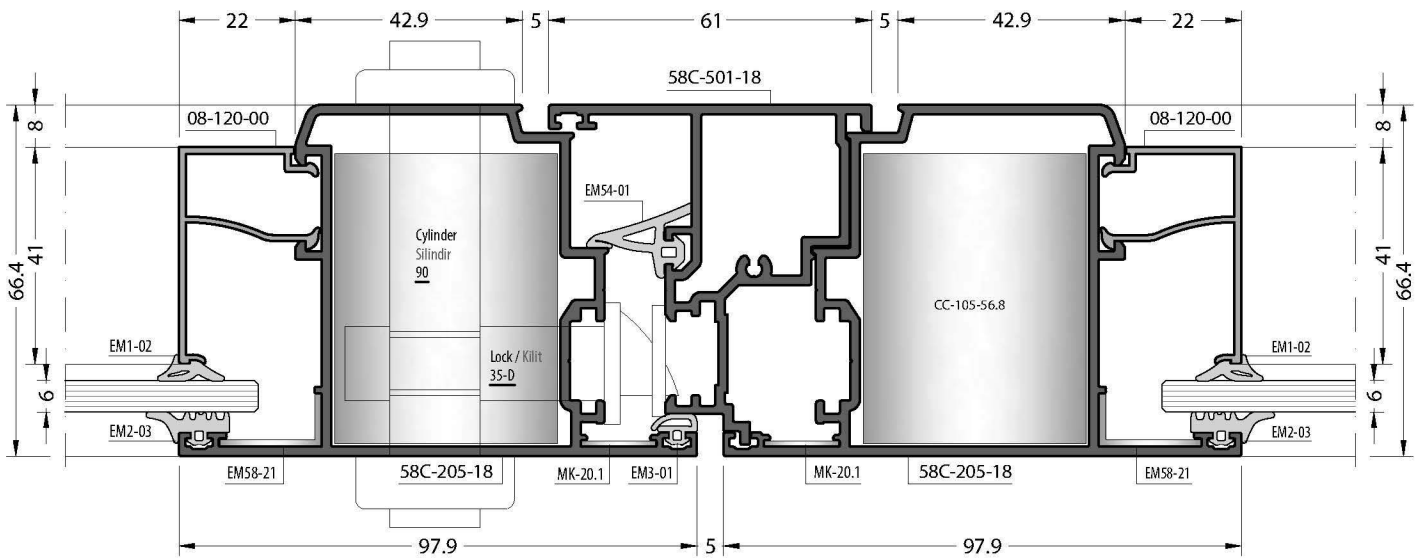


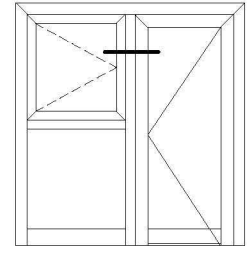


Inside Opening Door  
İçe Açılır Kapı

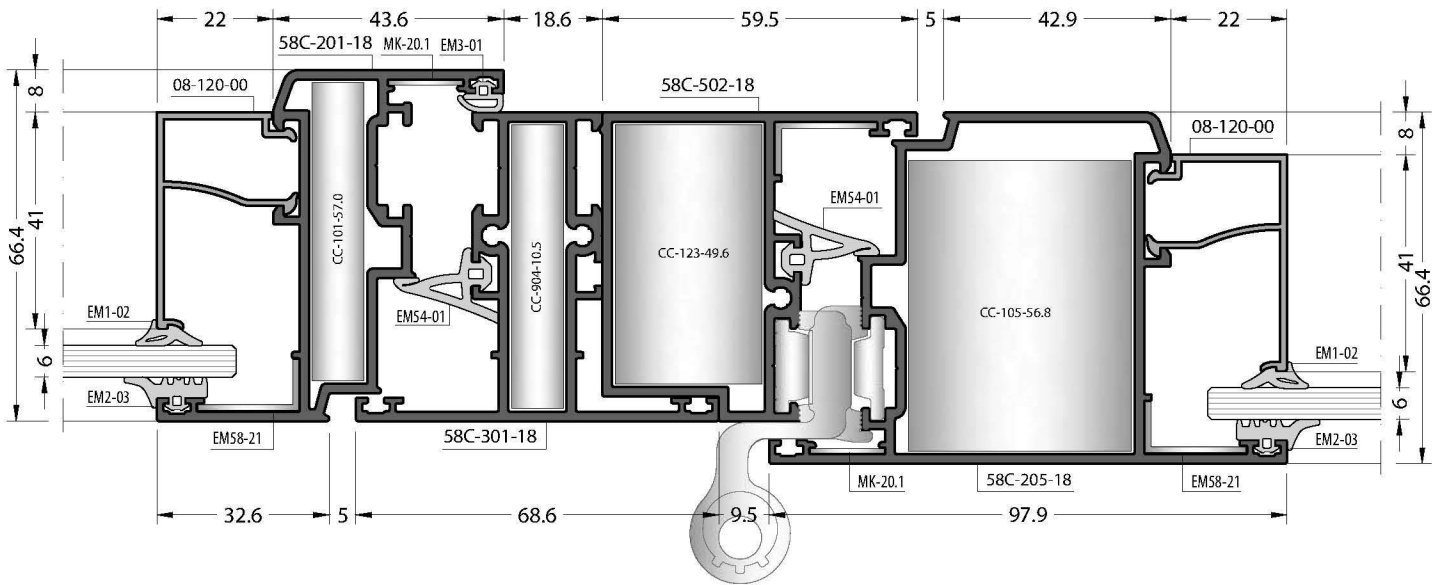


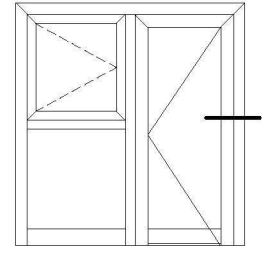
Outside Opening Door  
Dışa Açılır Kapı



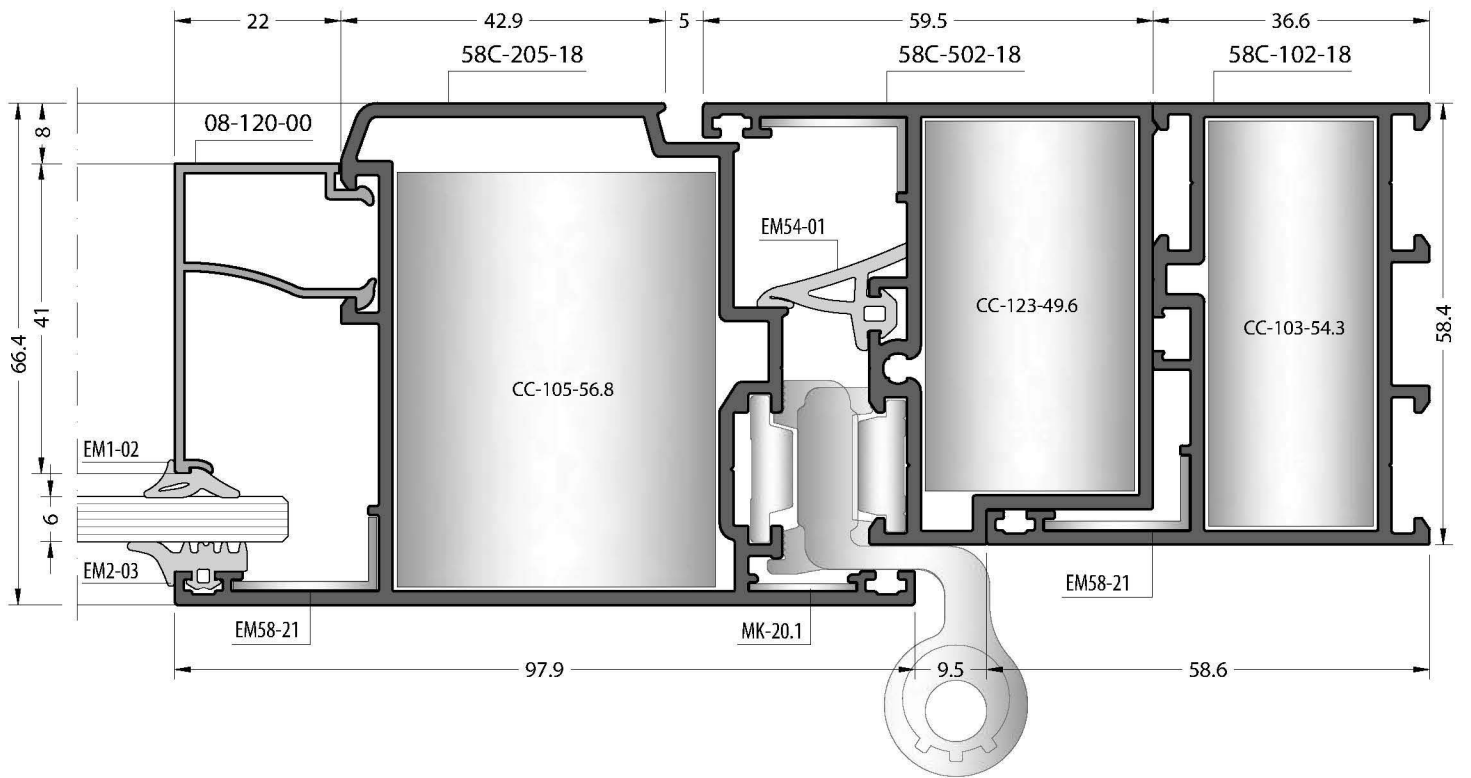


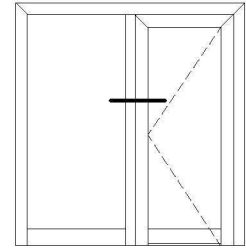
Inside Window and Outside Opening Door  
İçe Açılır Pencere ve Dışa Açılır Kapı



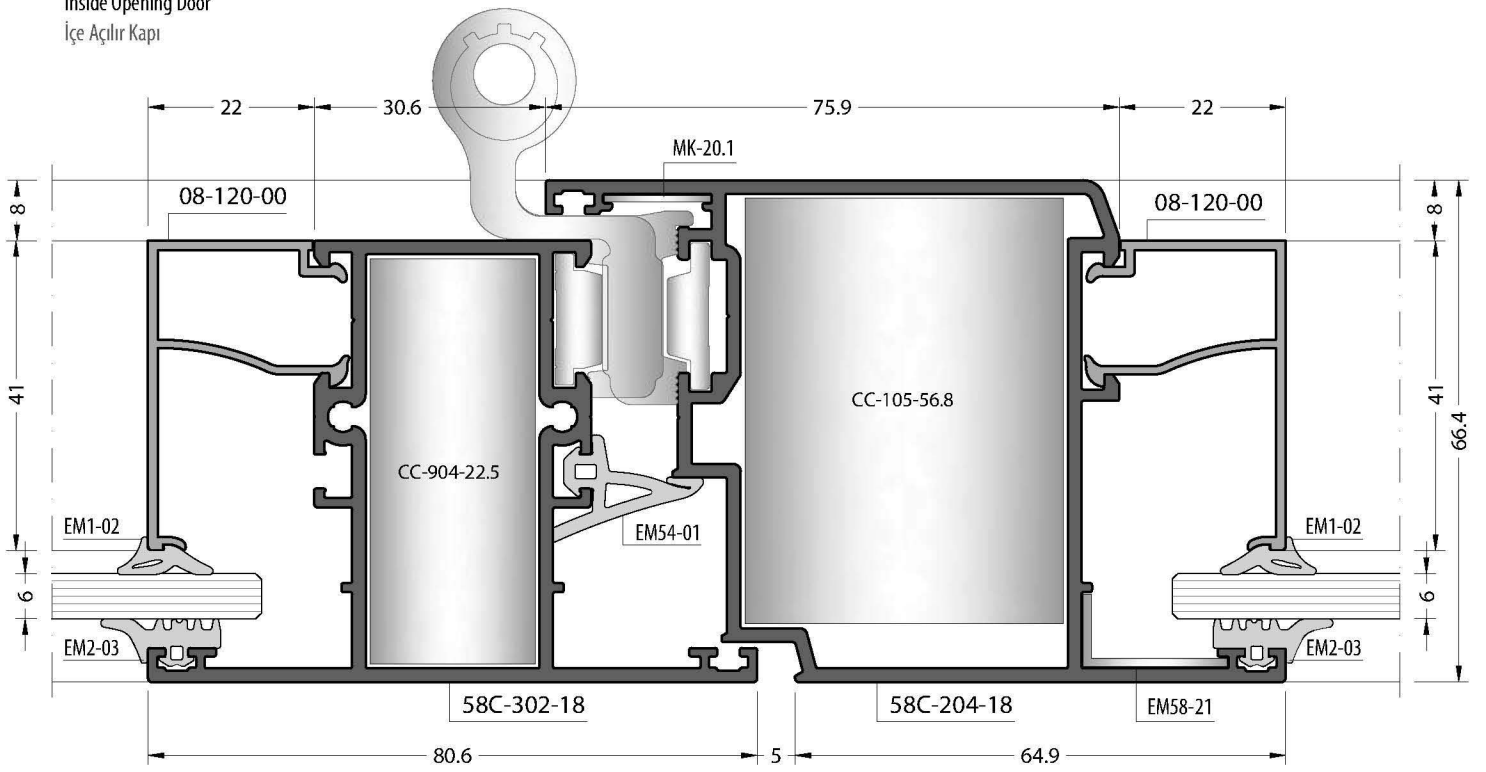


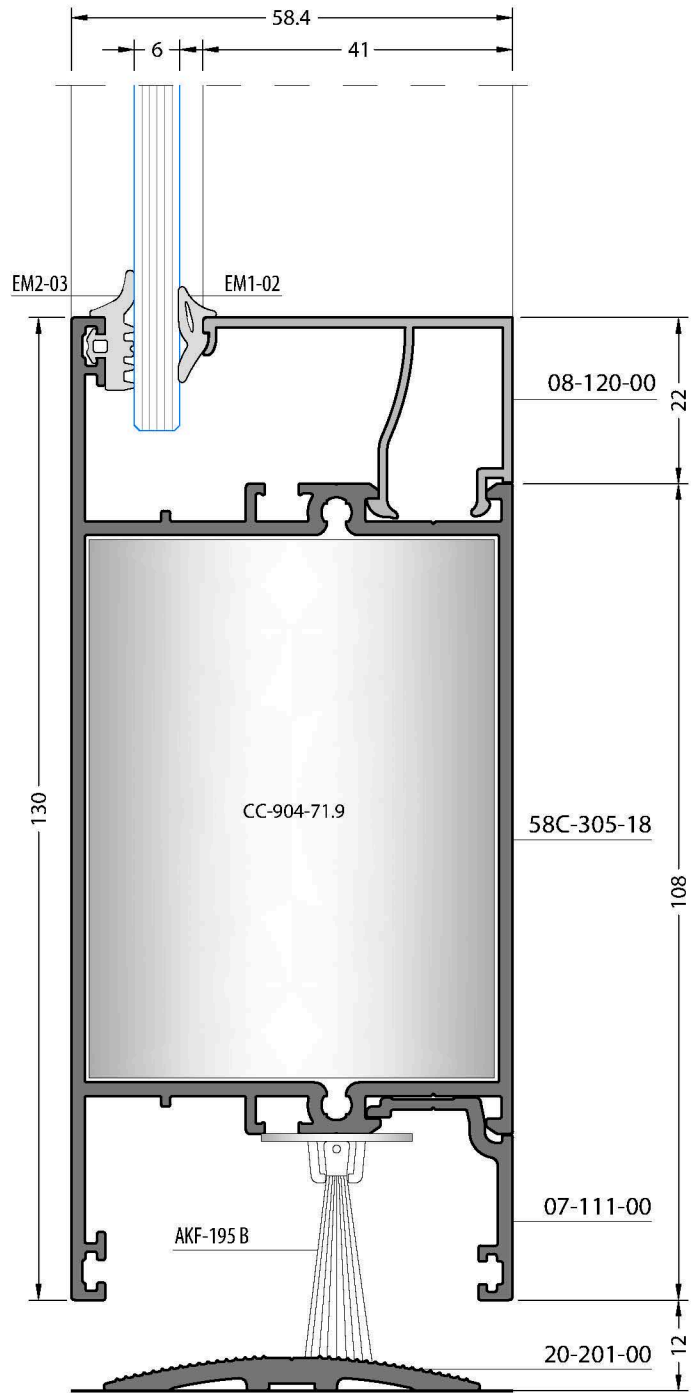
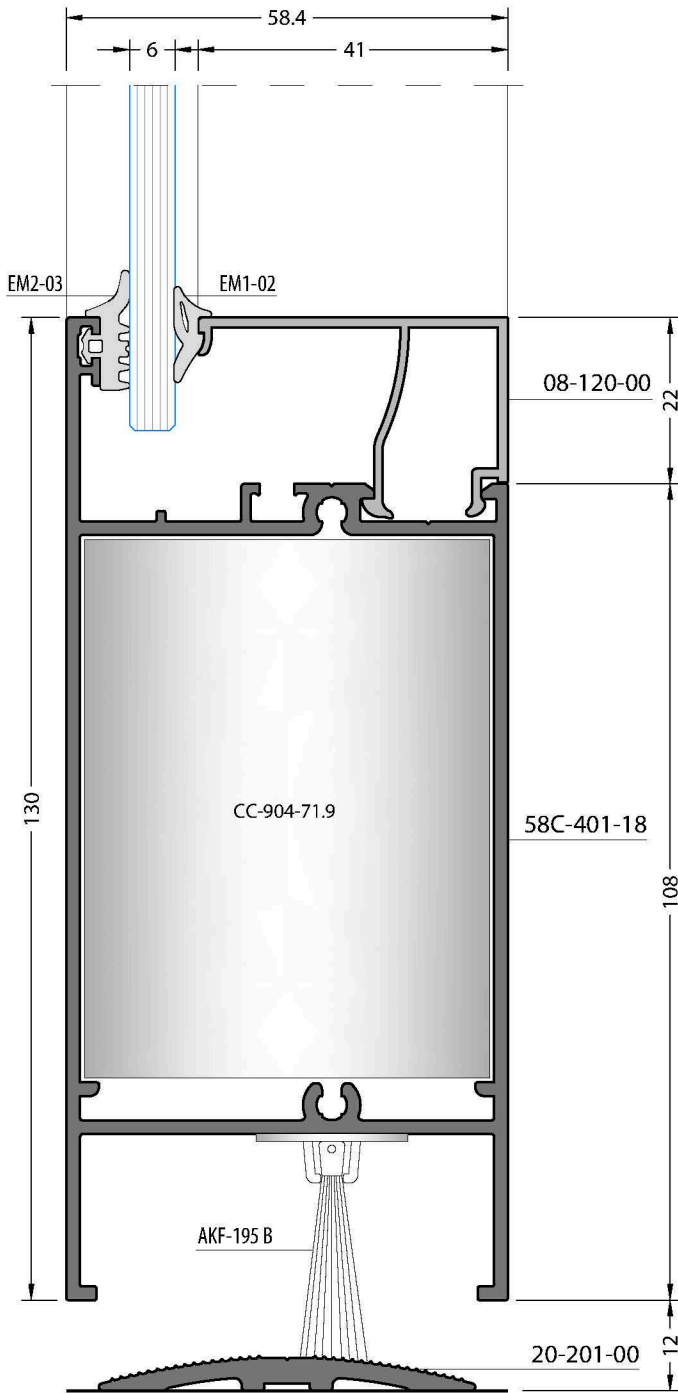
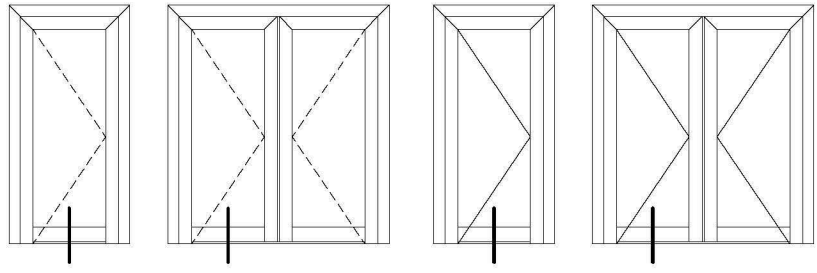
Inside Window and Outside Opening Door  
İçe Açılır Pencere ve Dışa Açılır Kapı

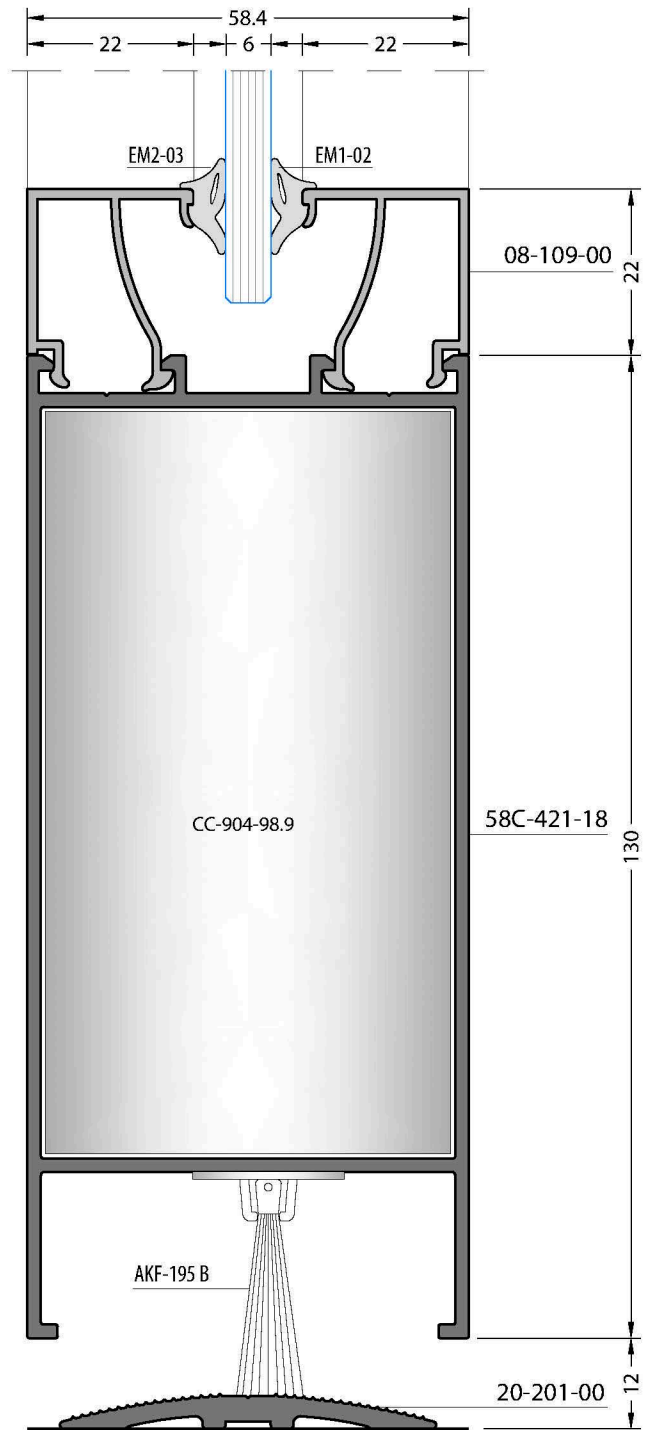
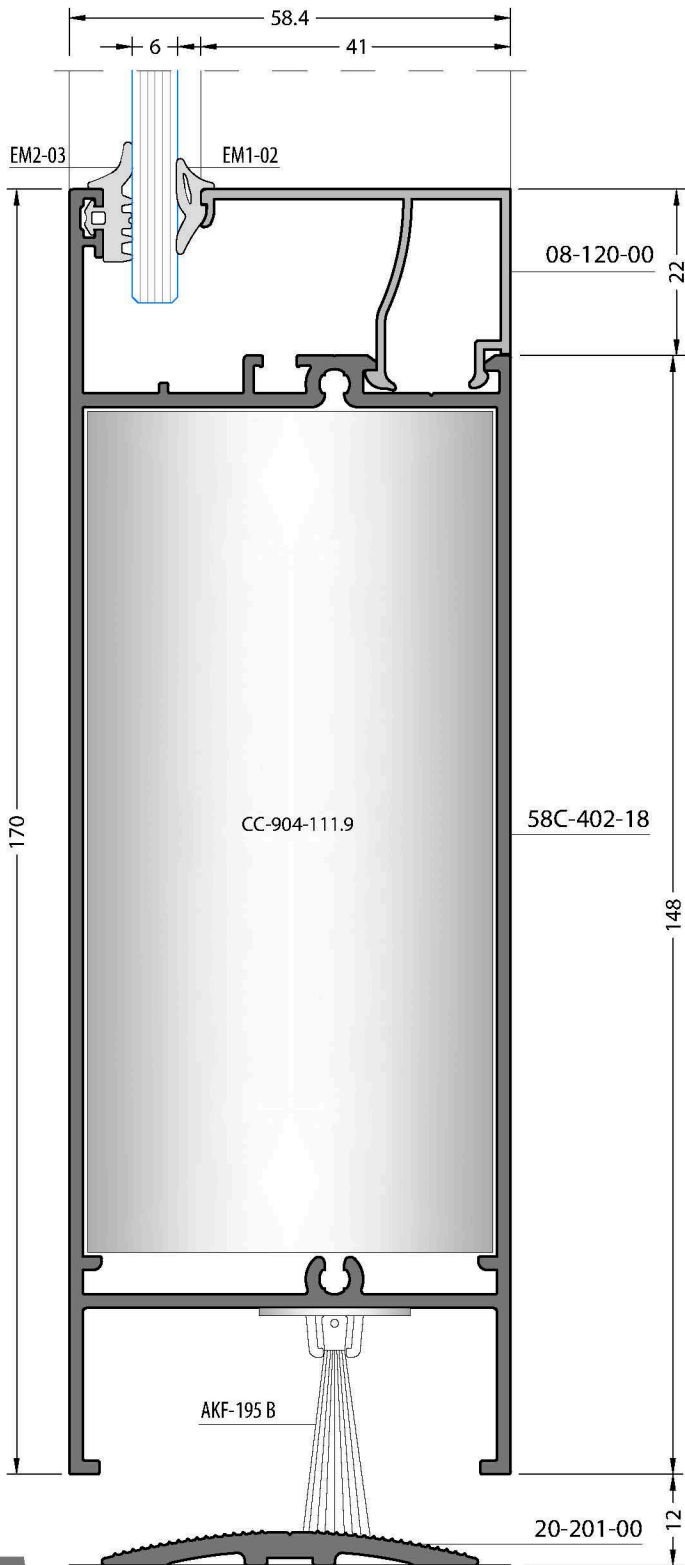
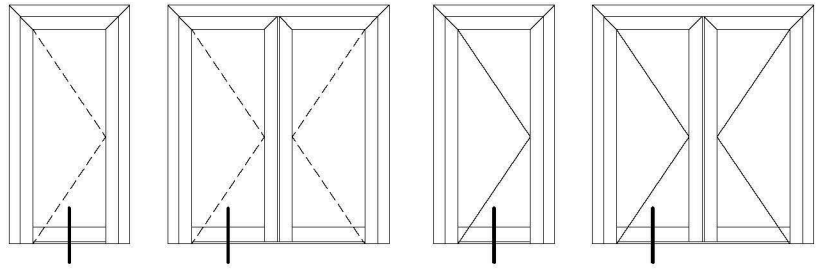


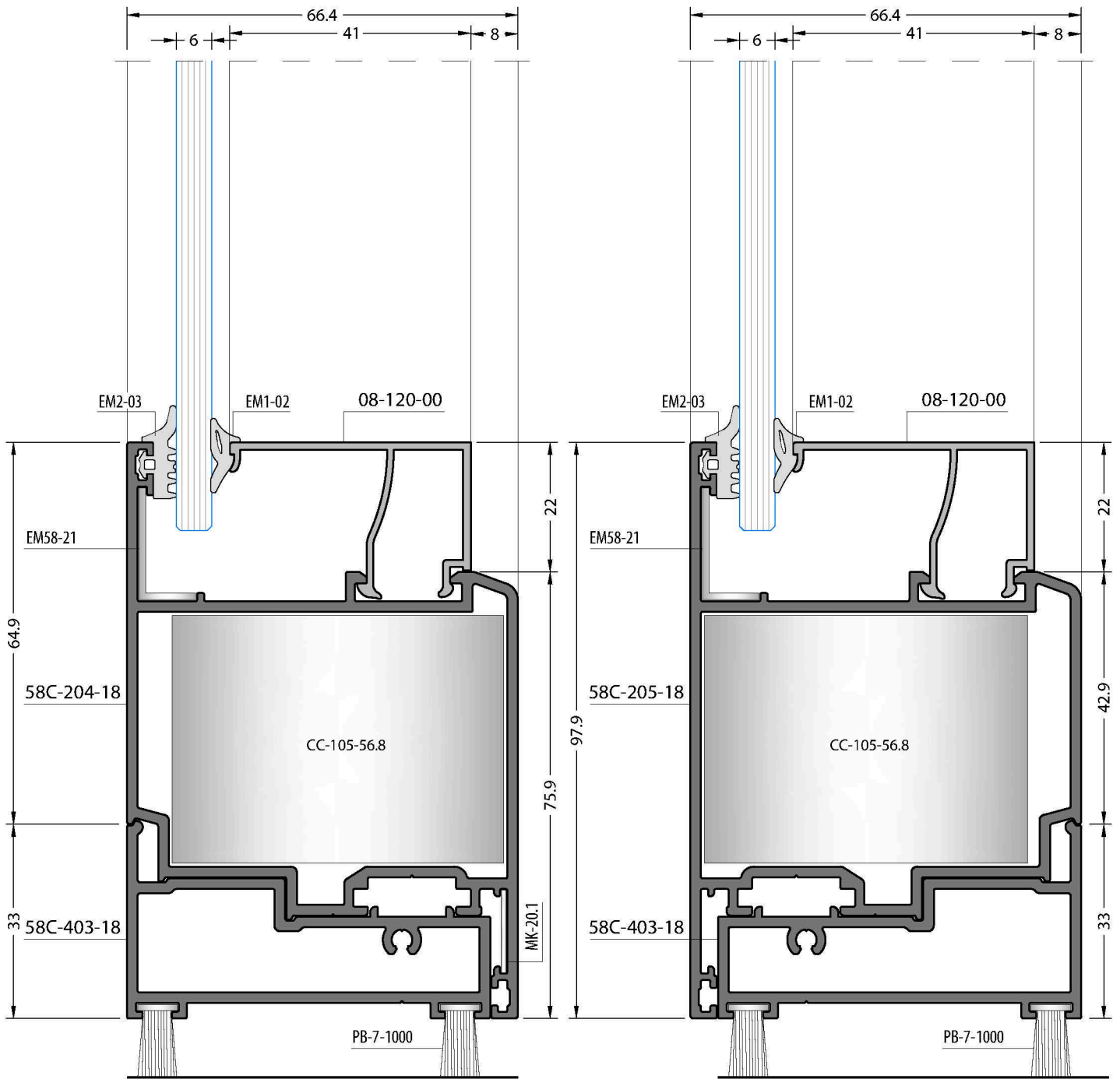
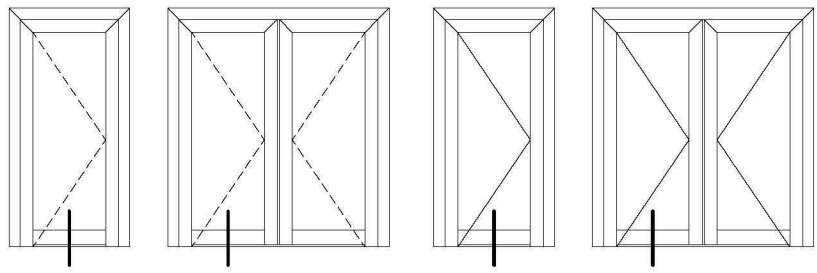


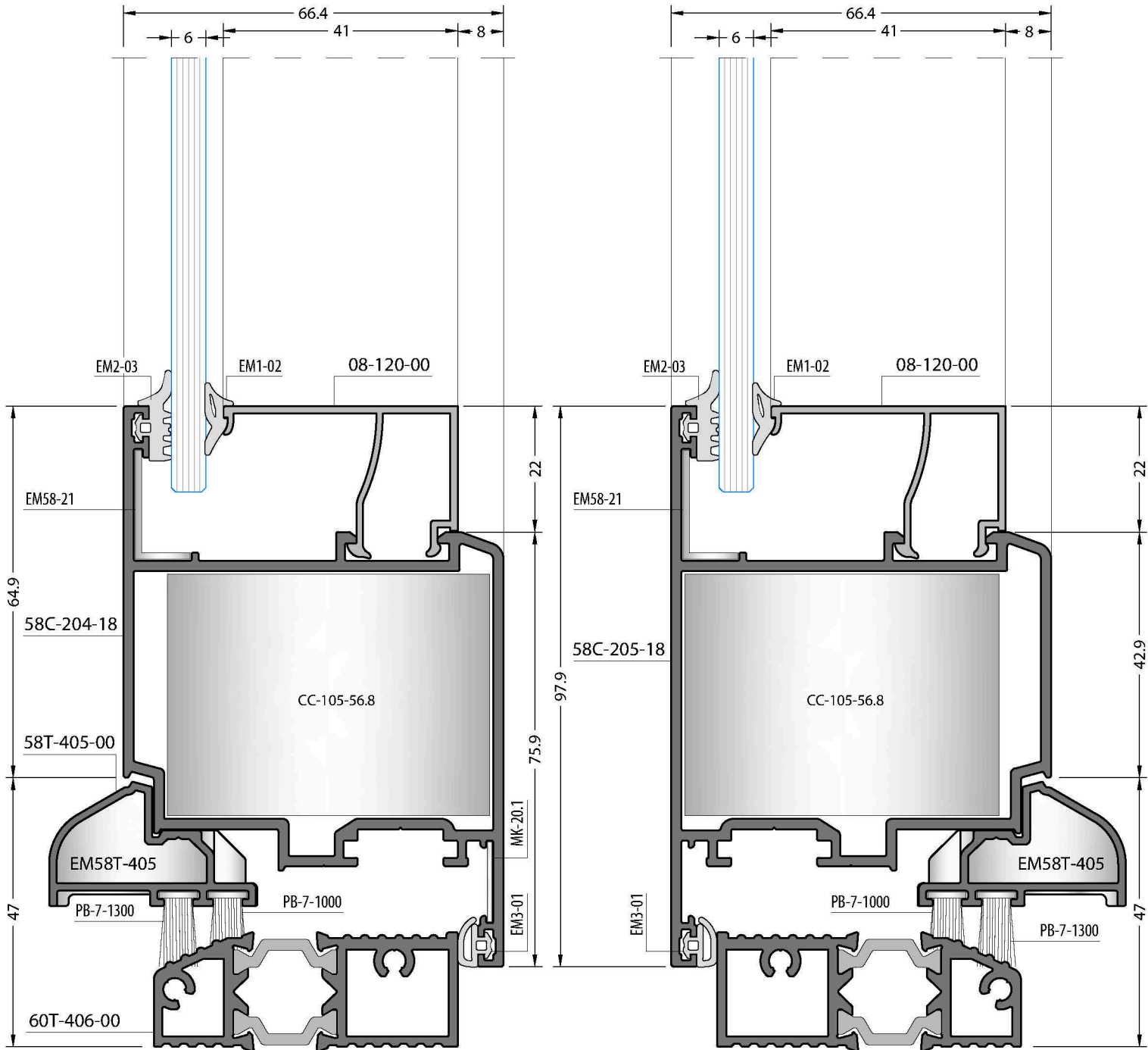
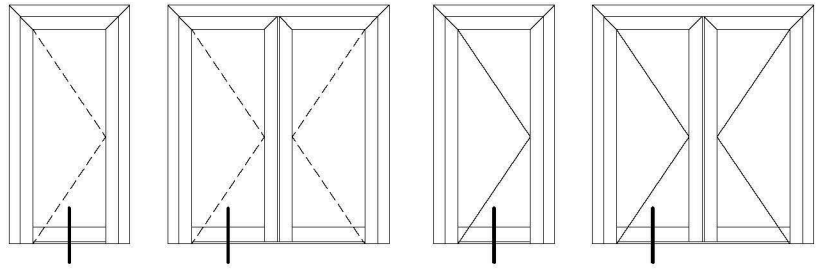
Inside Opening Door  
İçe Açılır Kapı



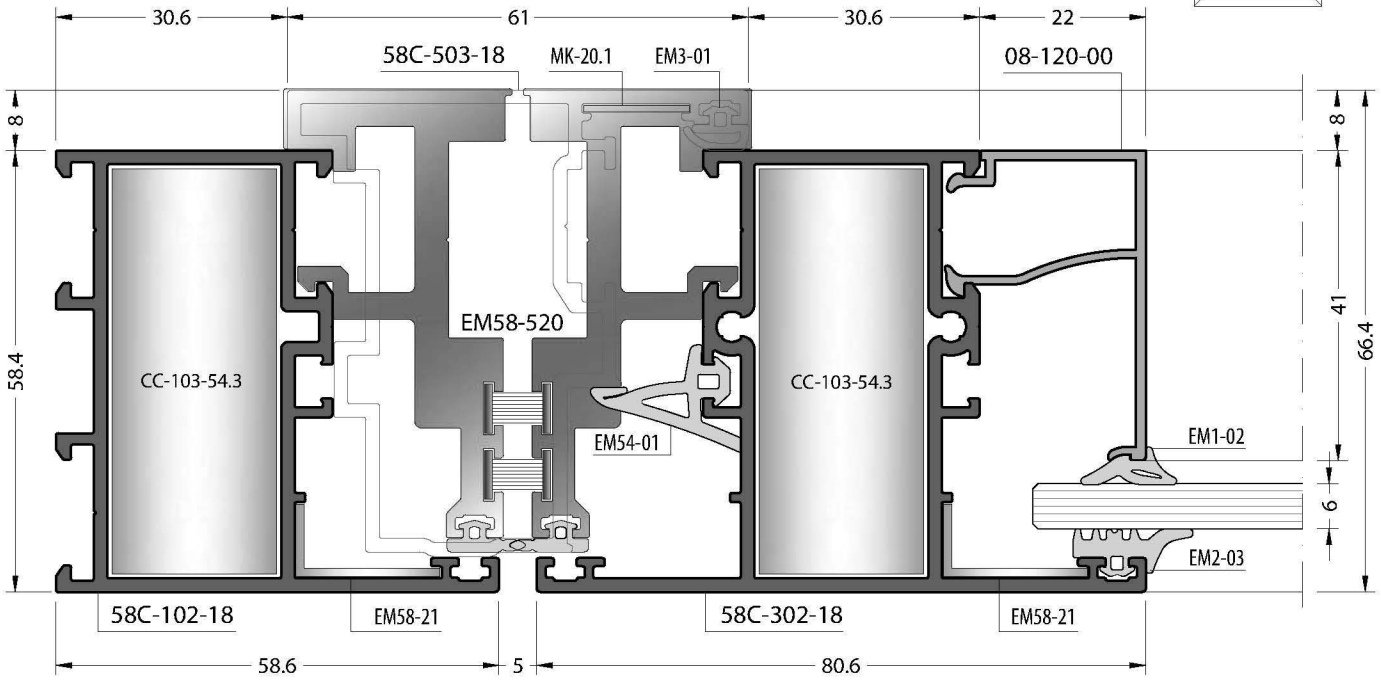
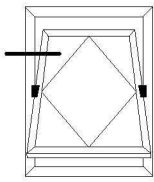
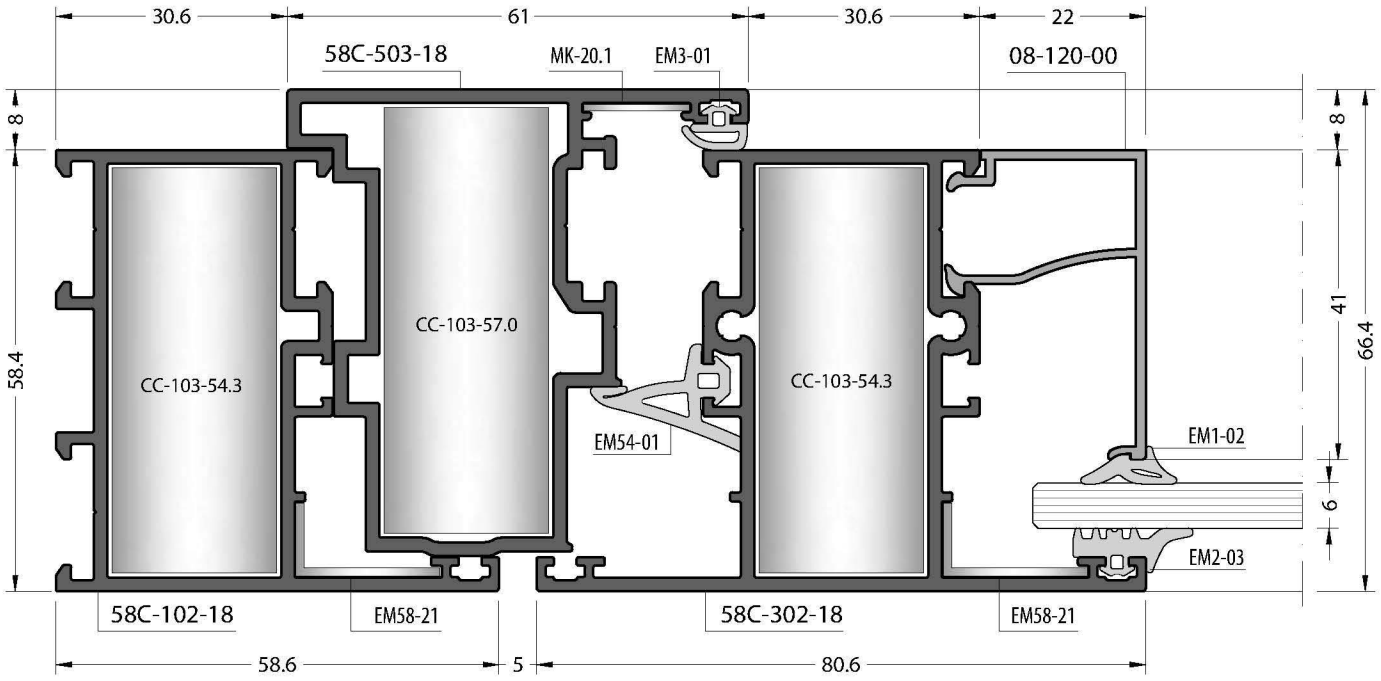
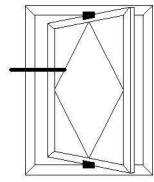


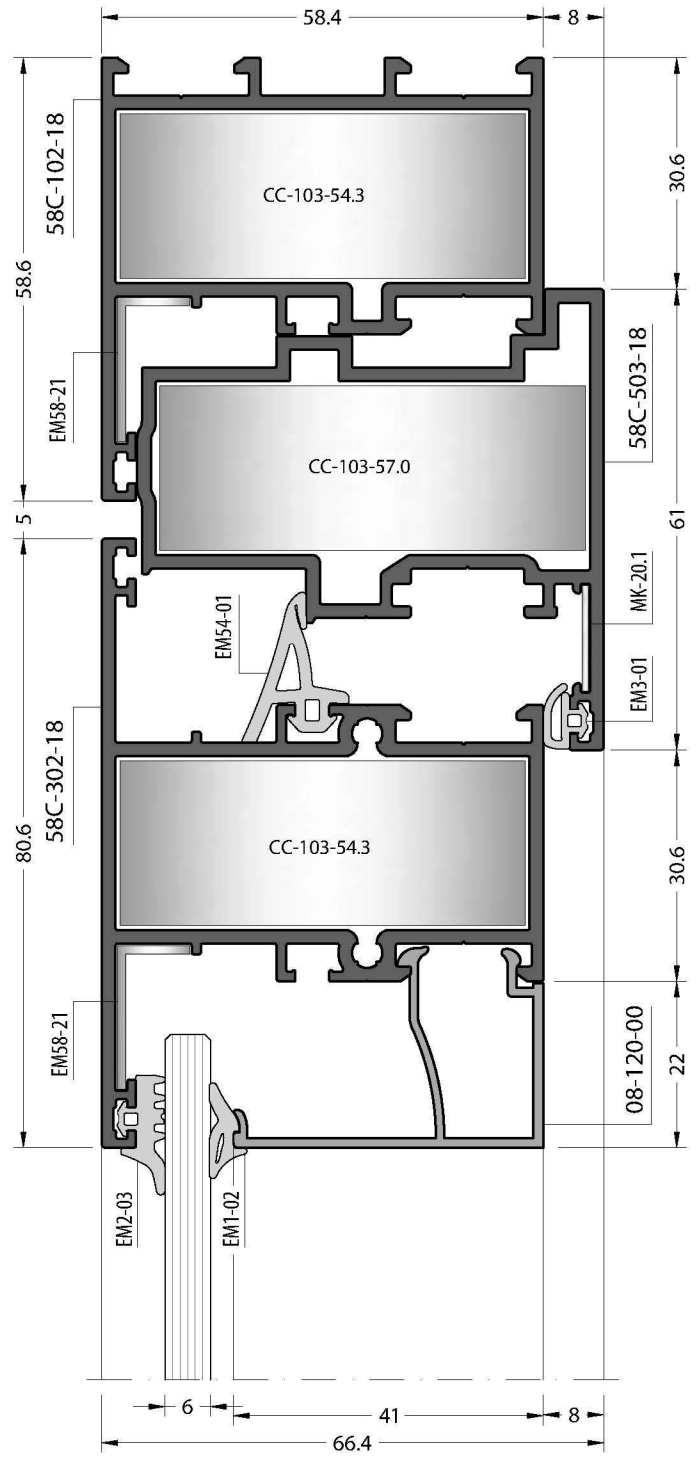
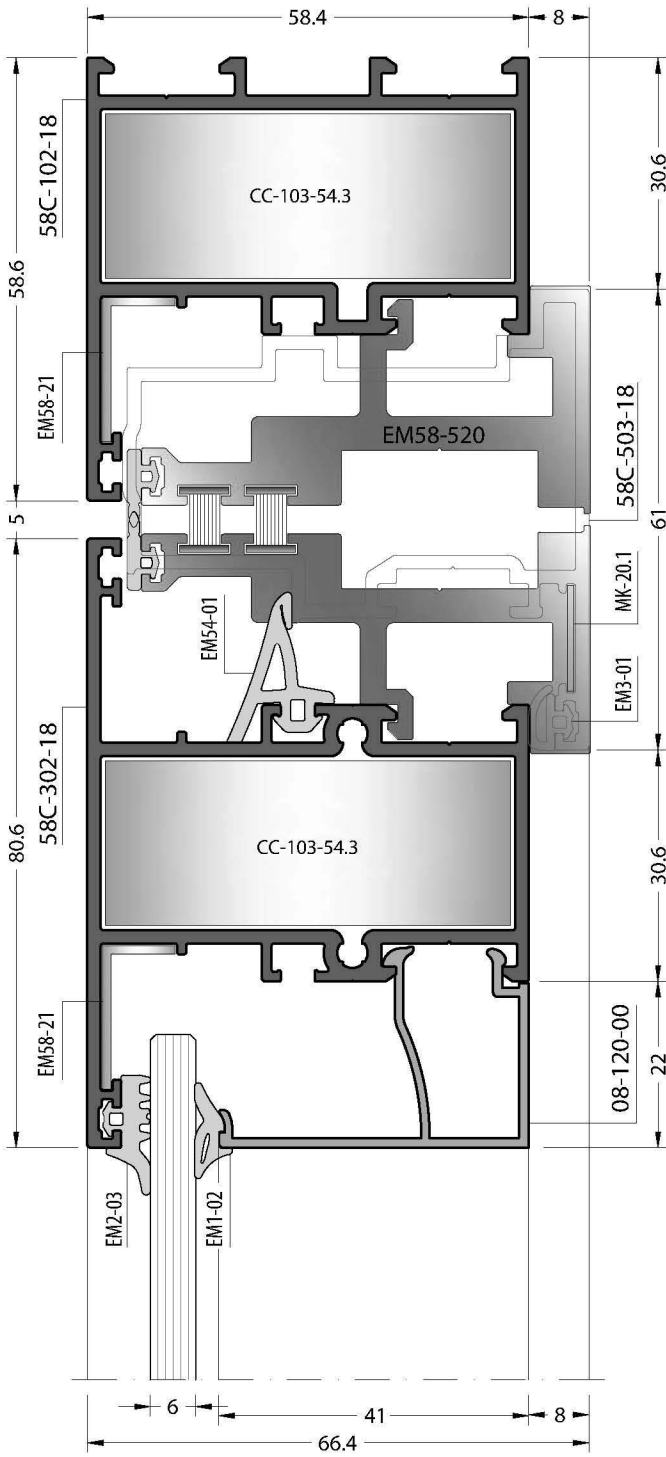
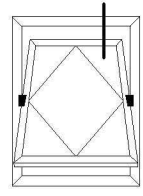
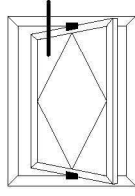


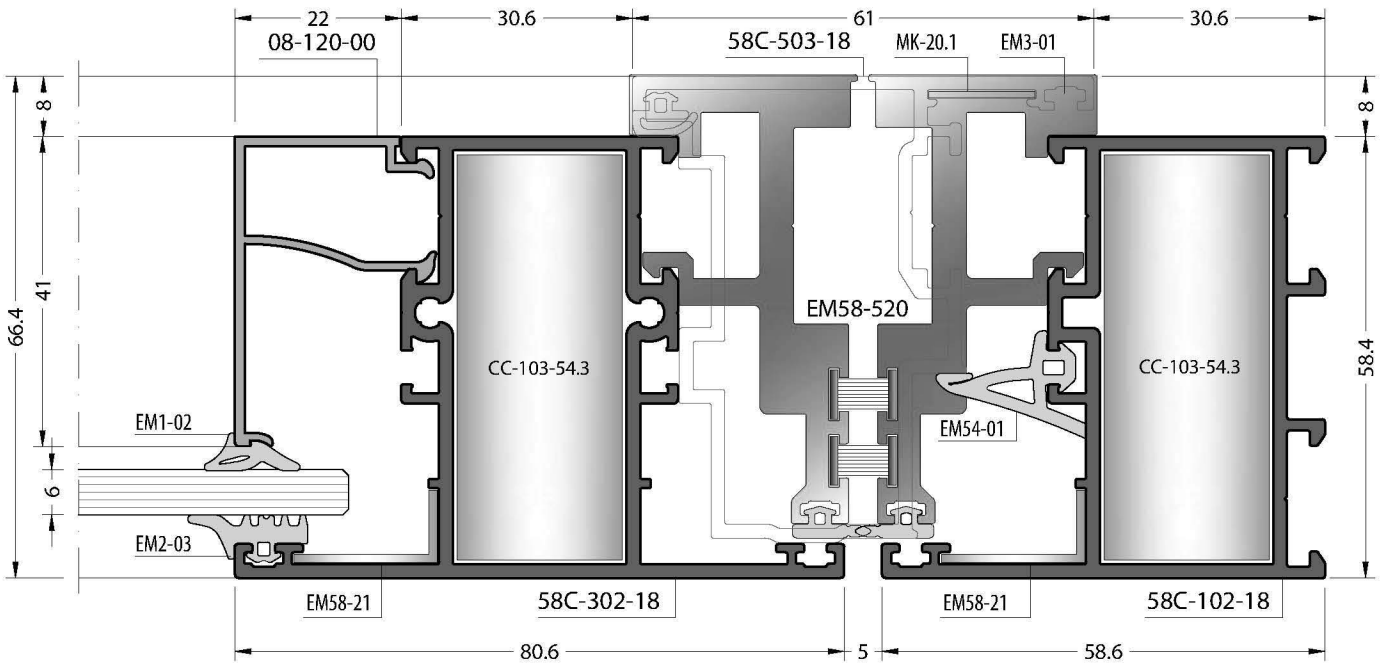
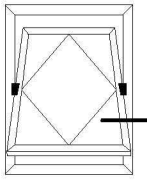
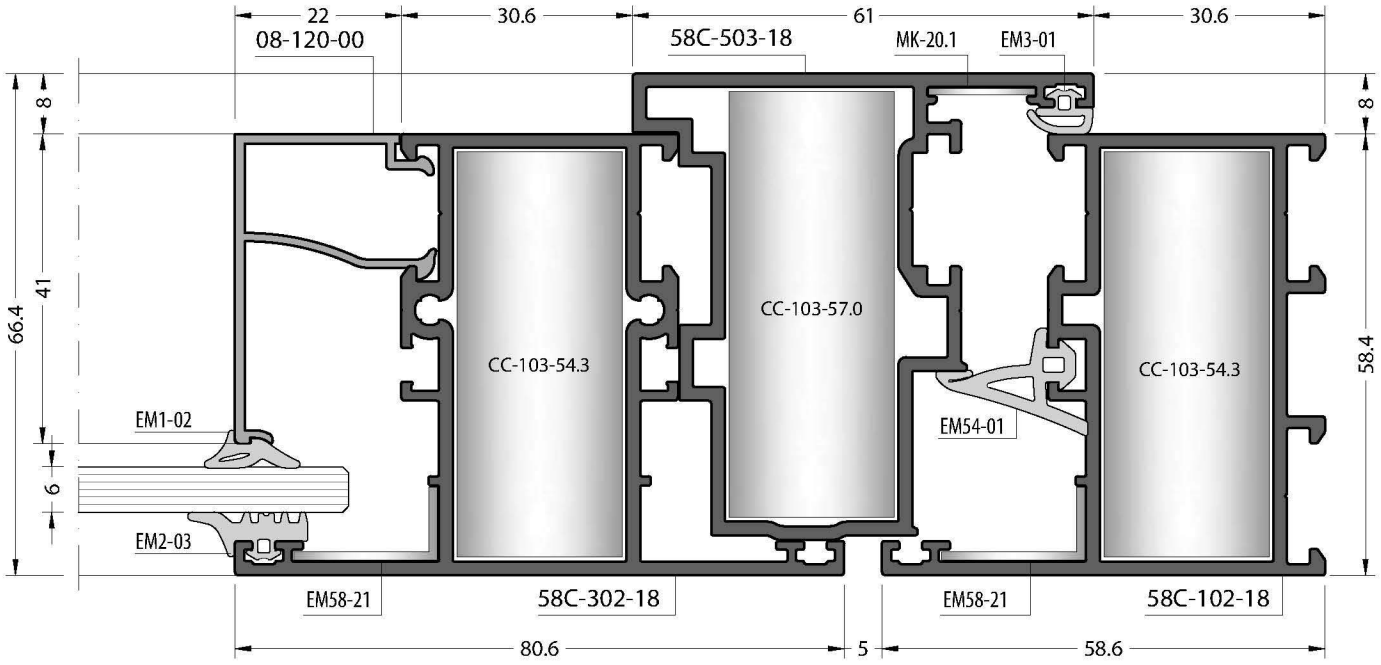
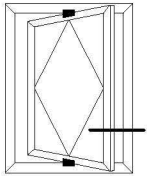


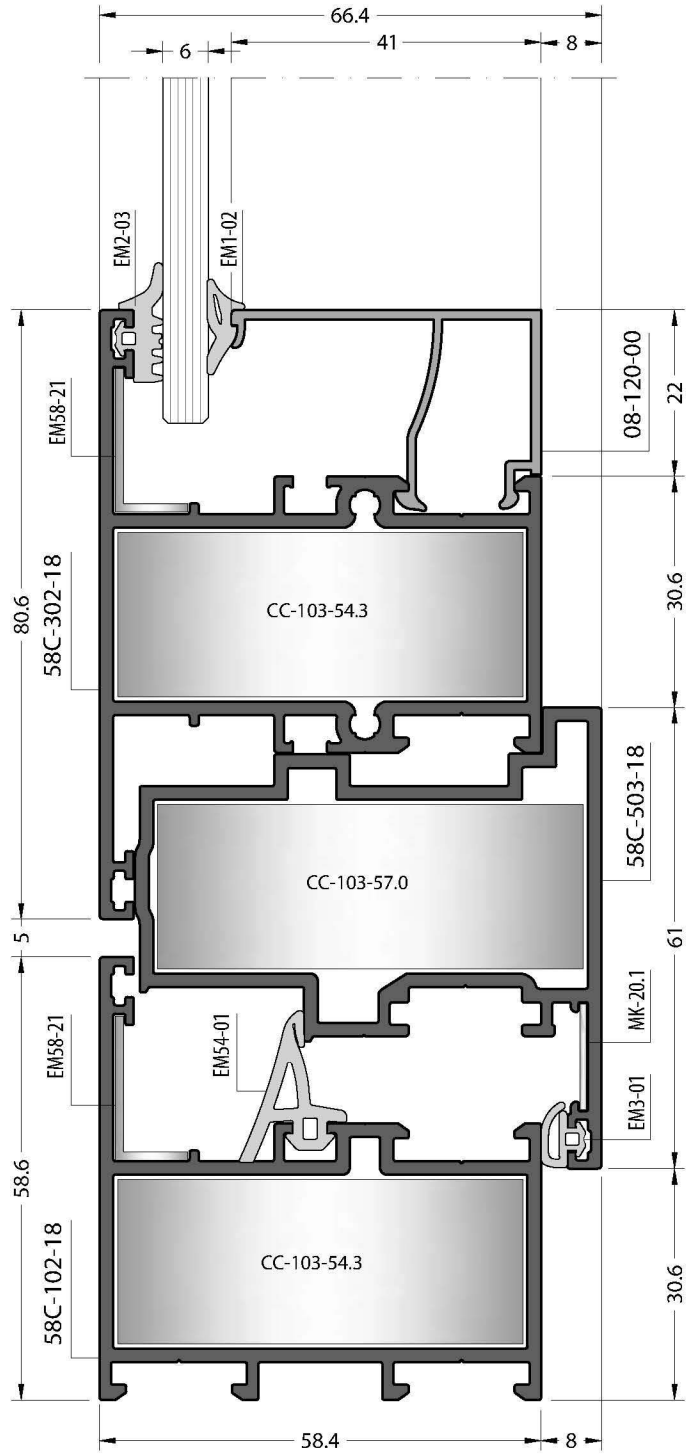
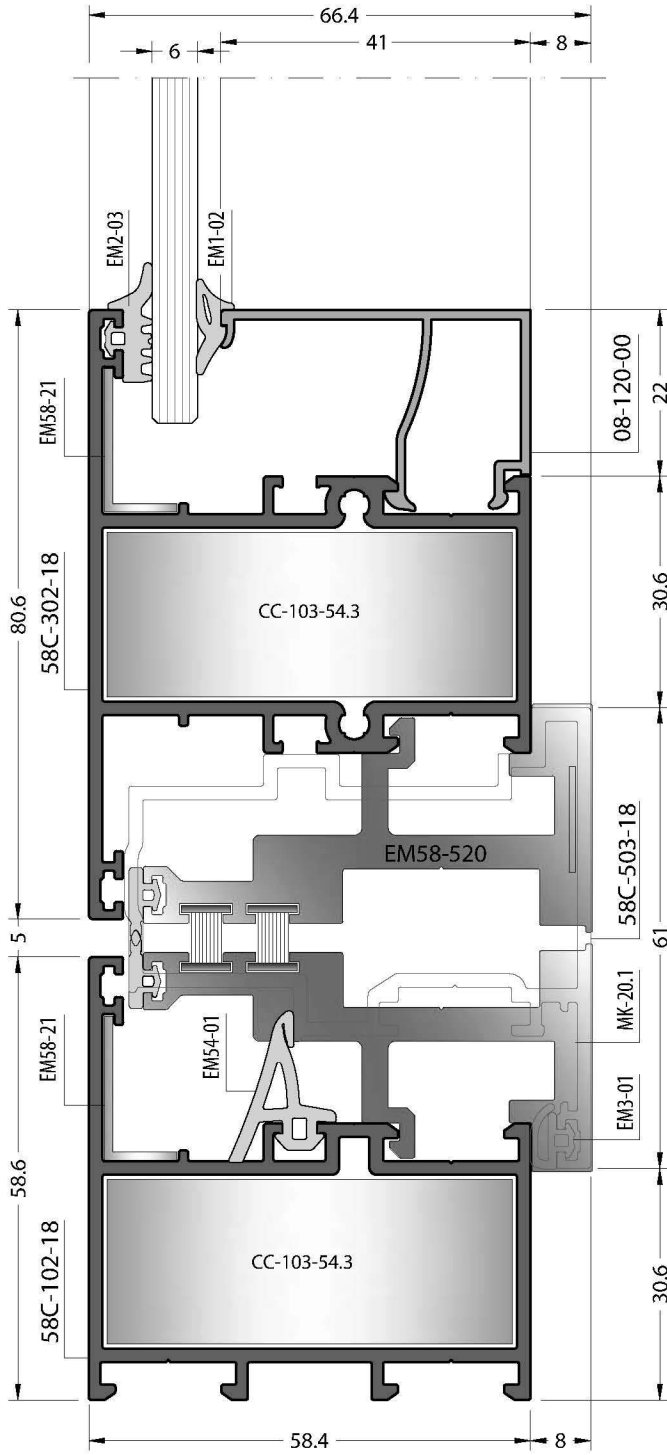
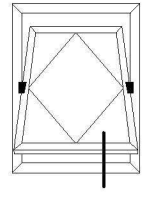
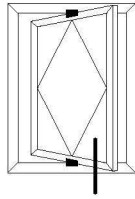


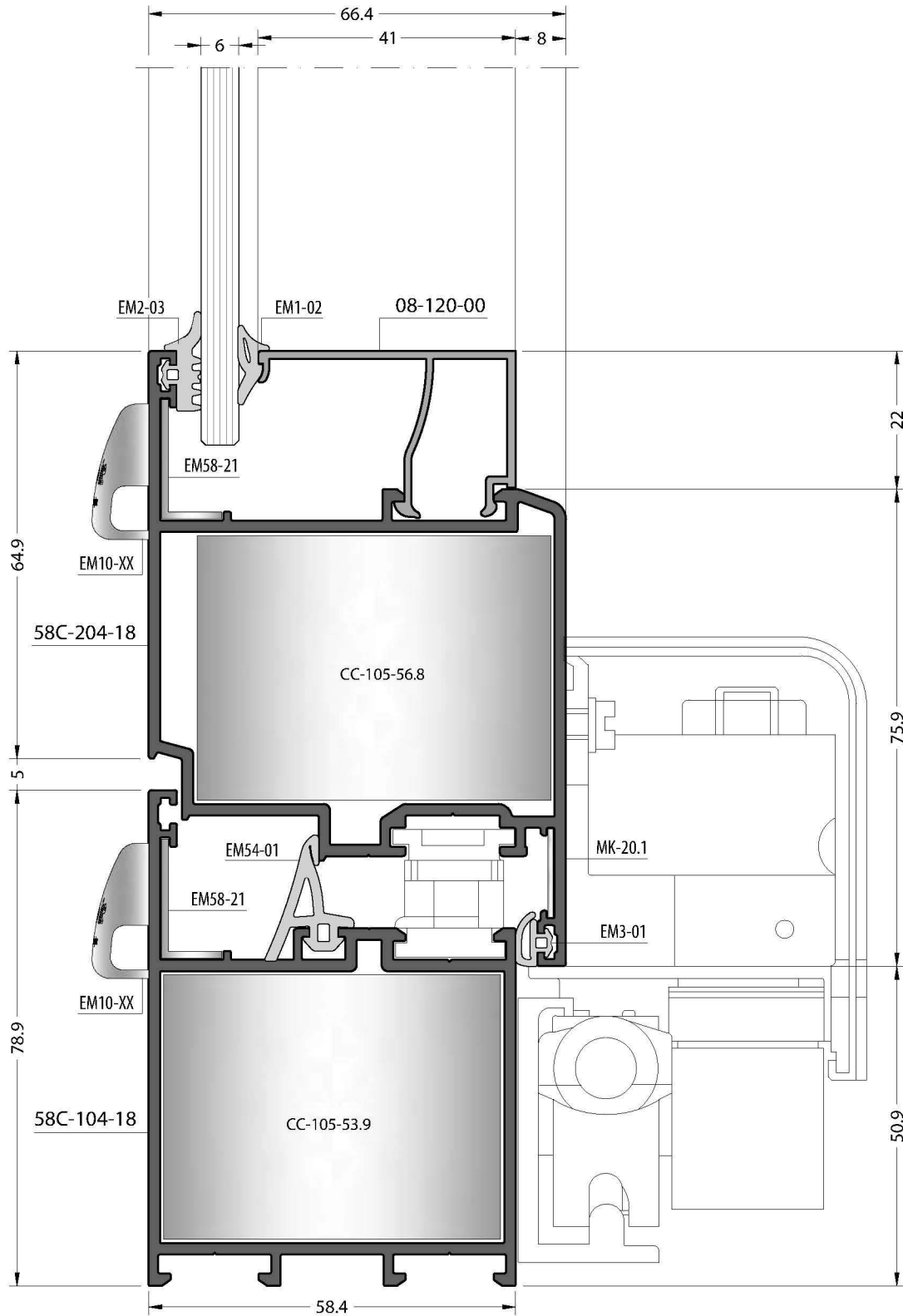
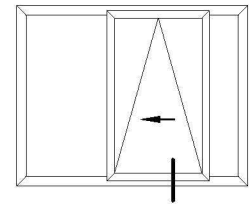


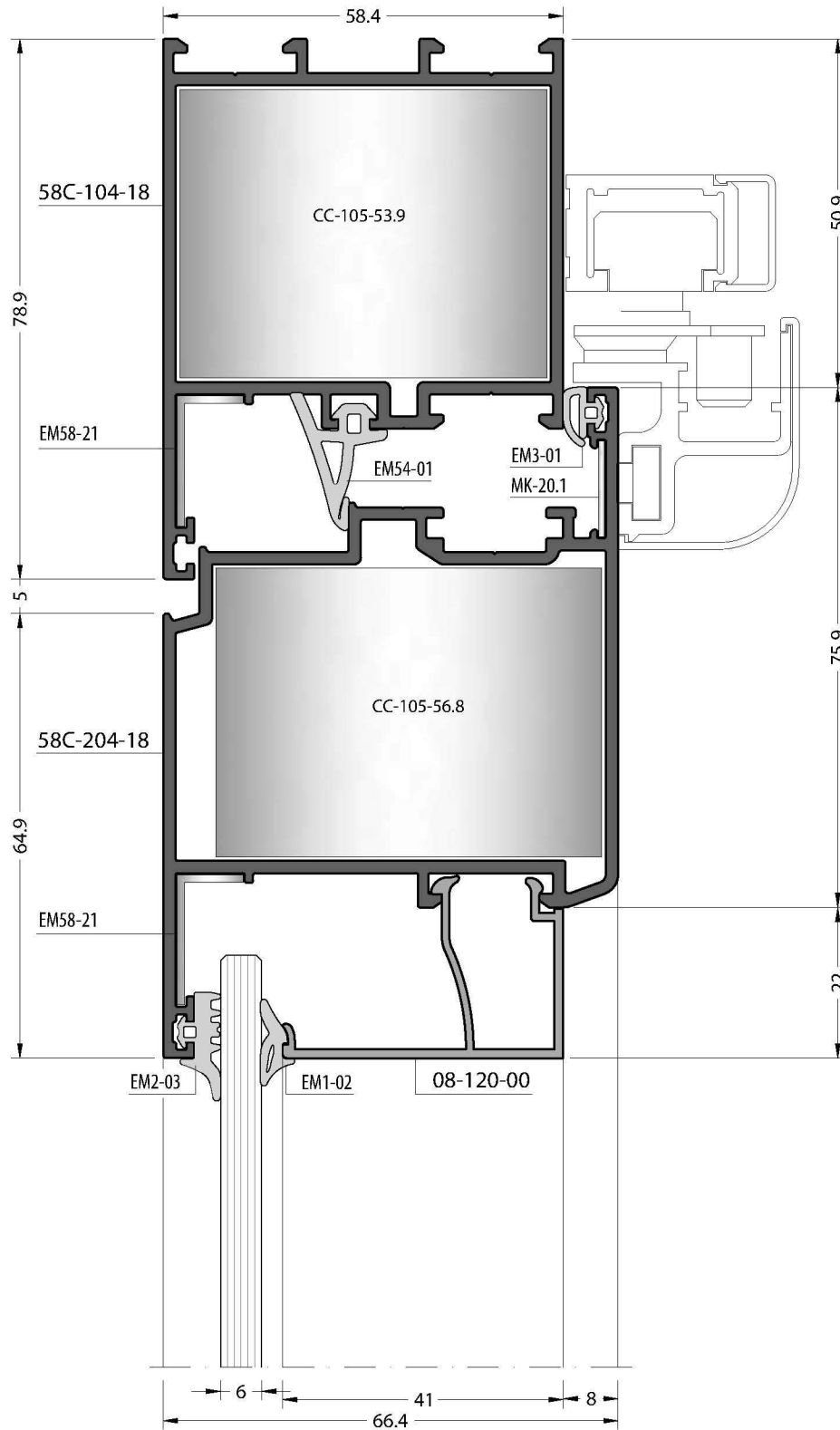
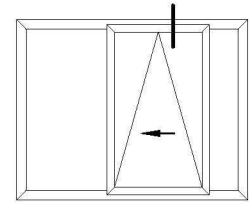


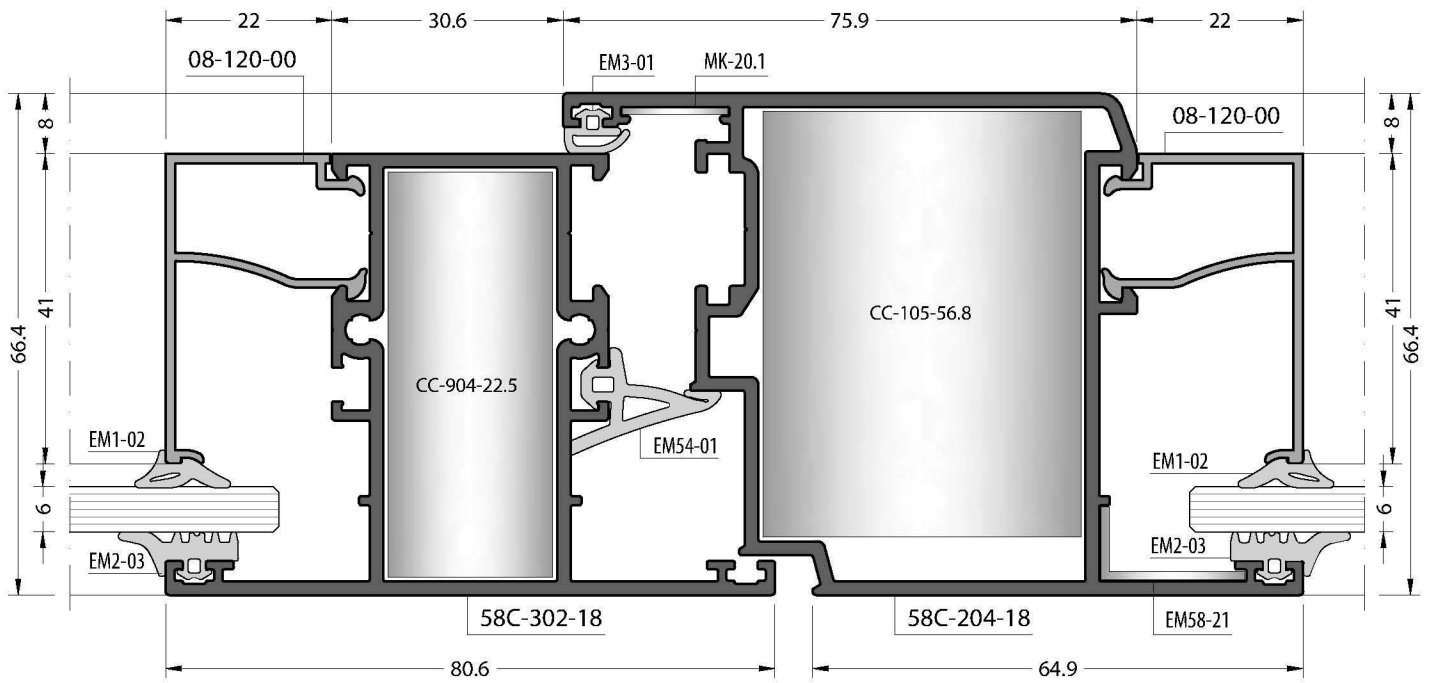
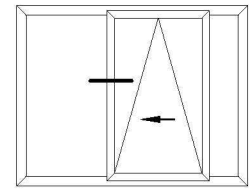


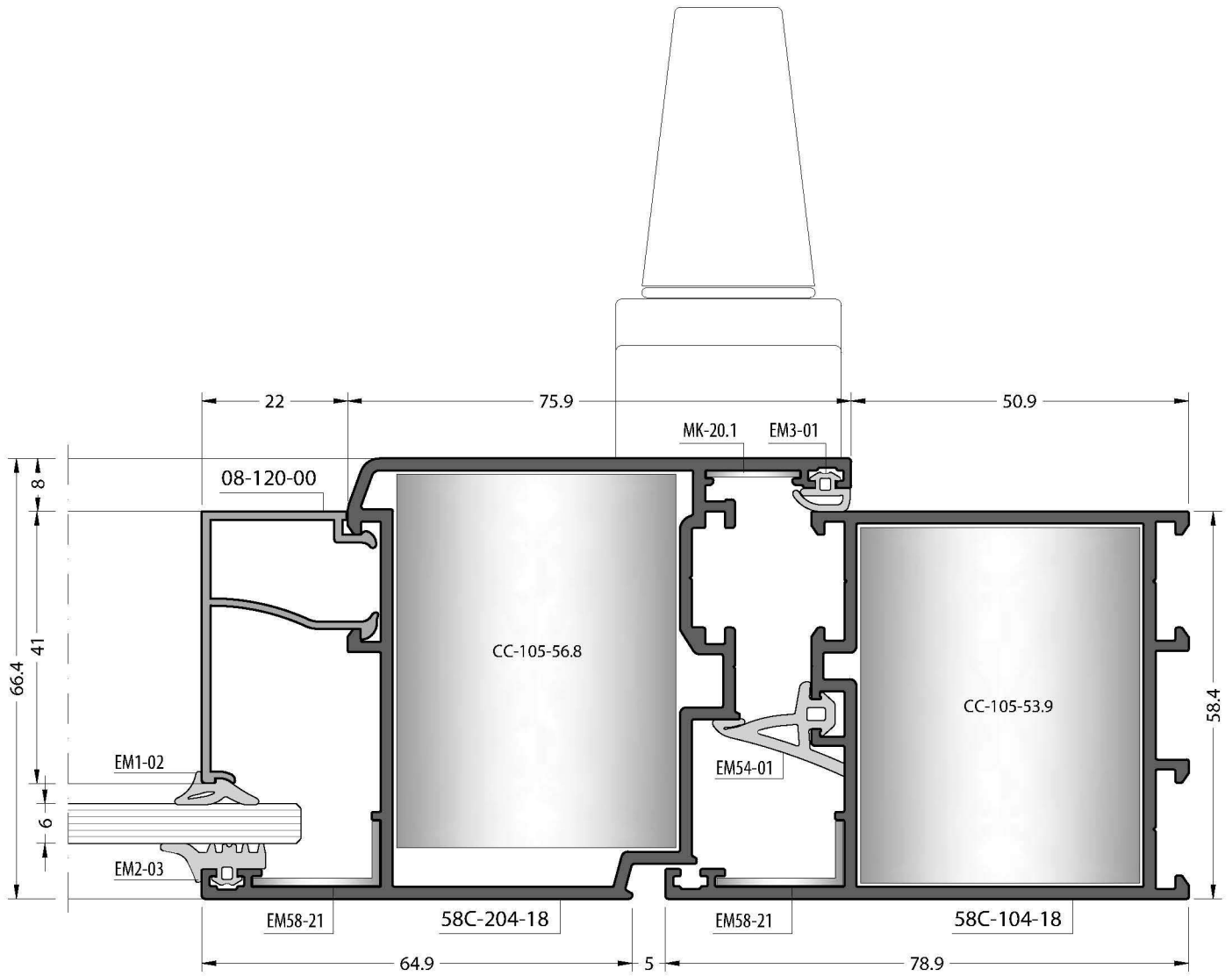
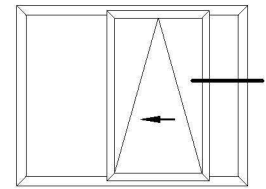




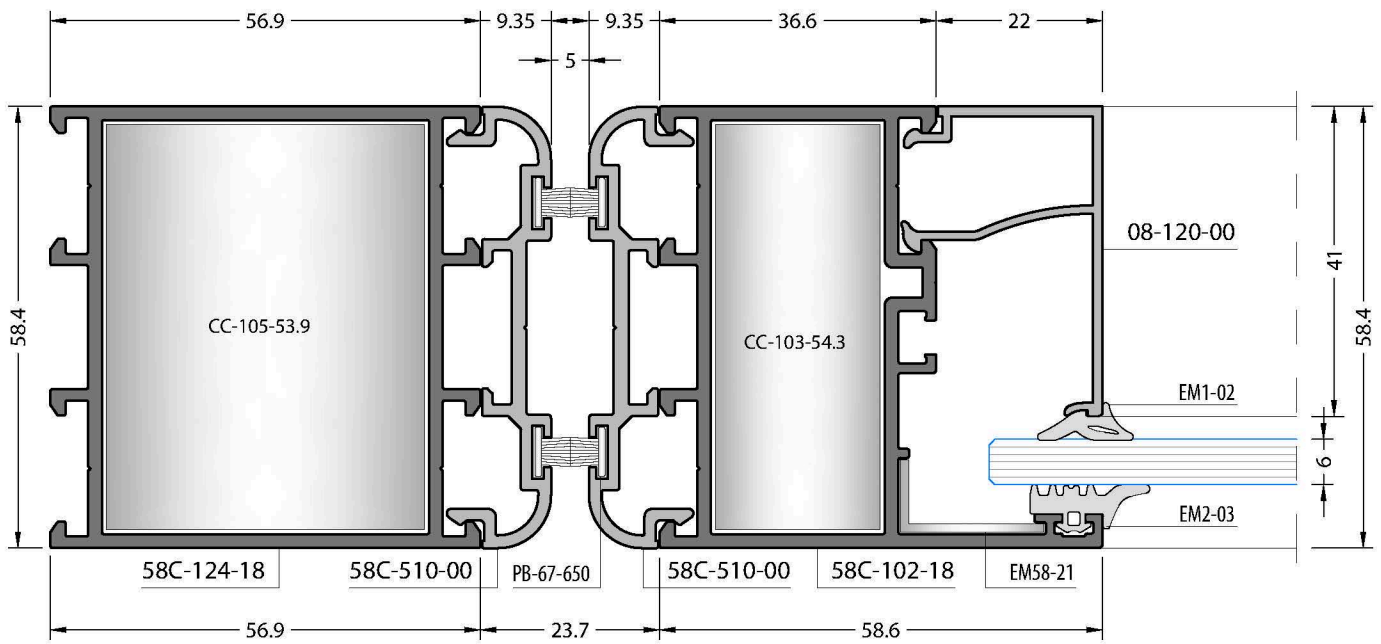
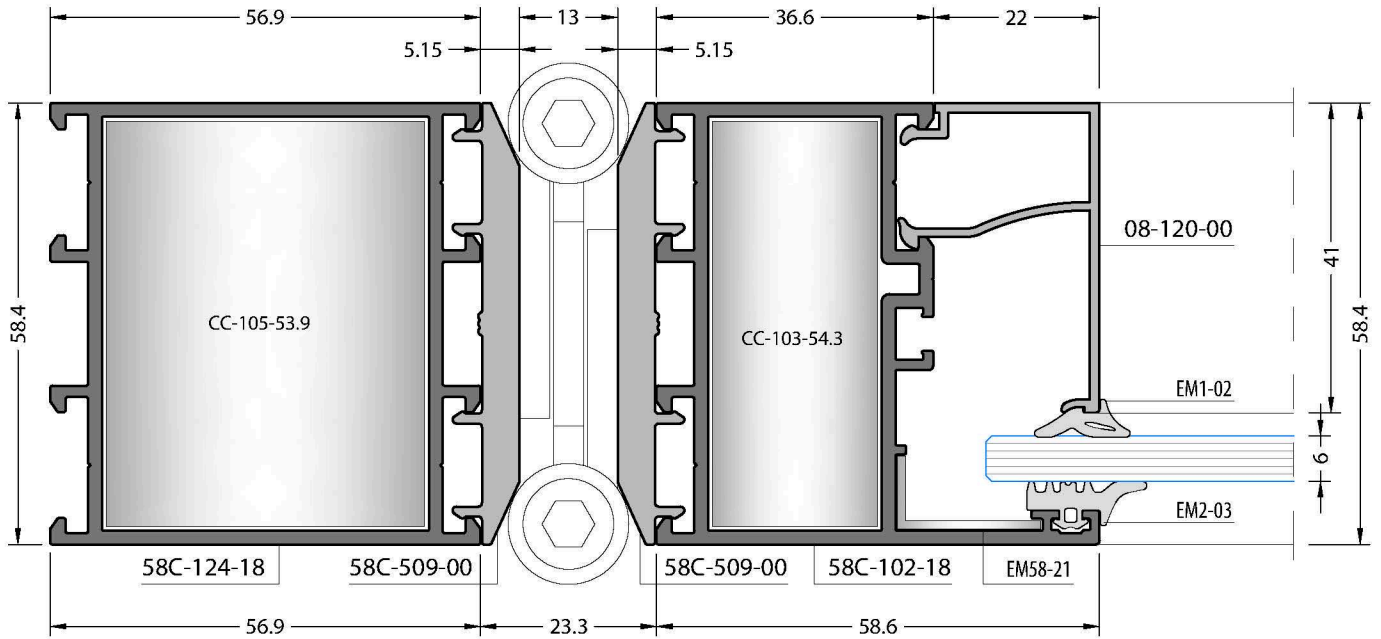
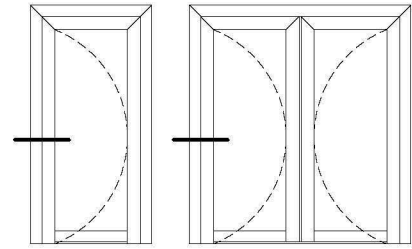


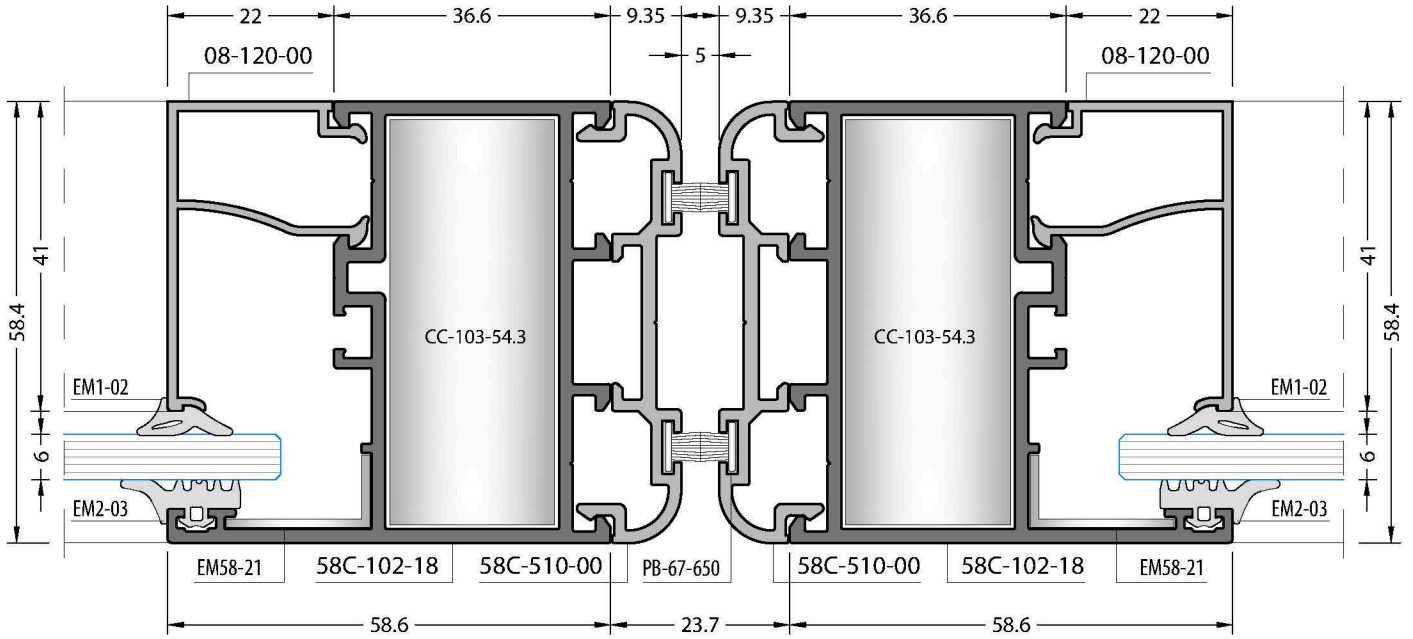
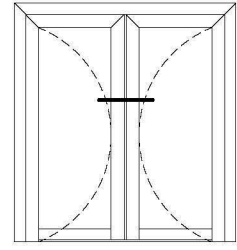


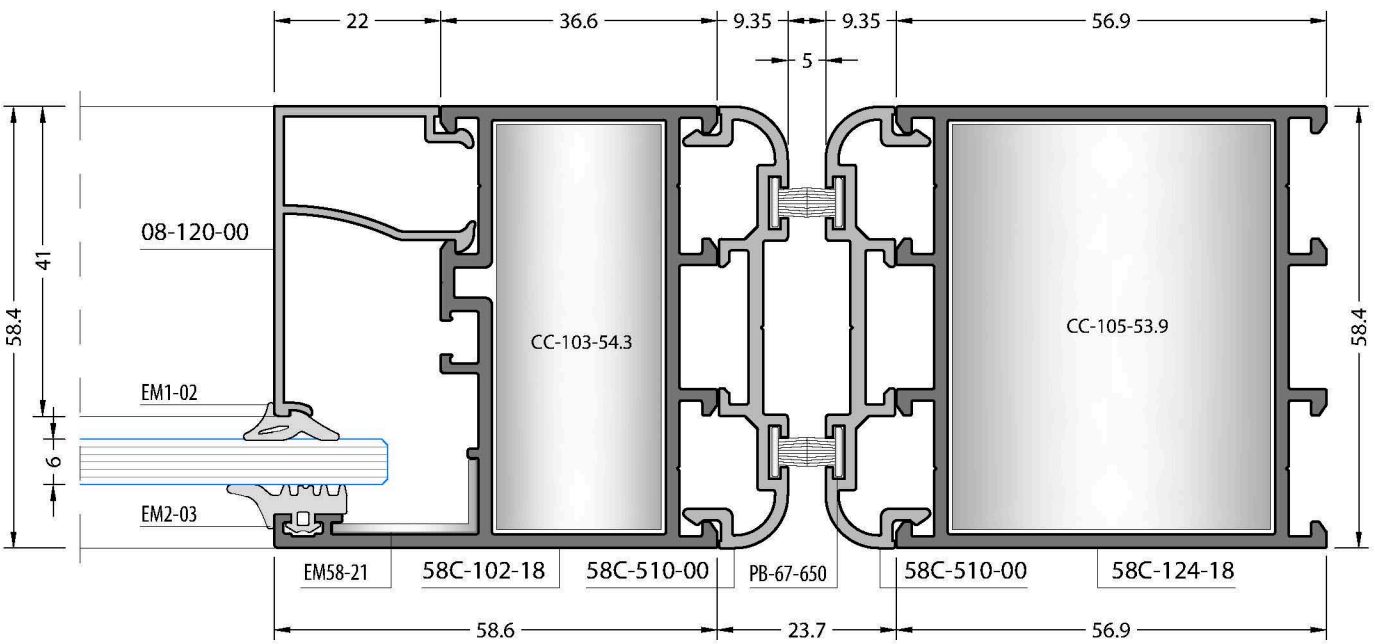
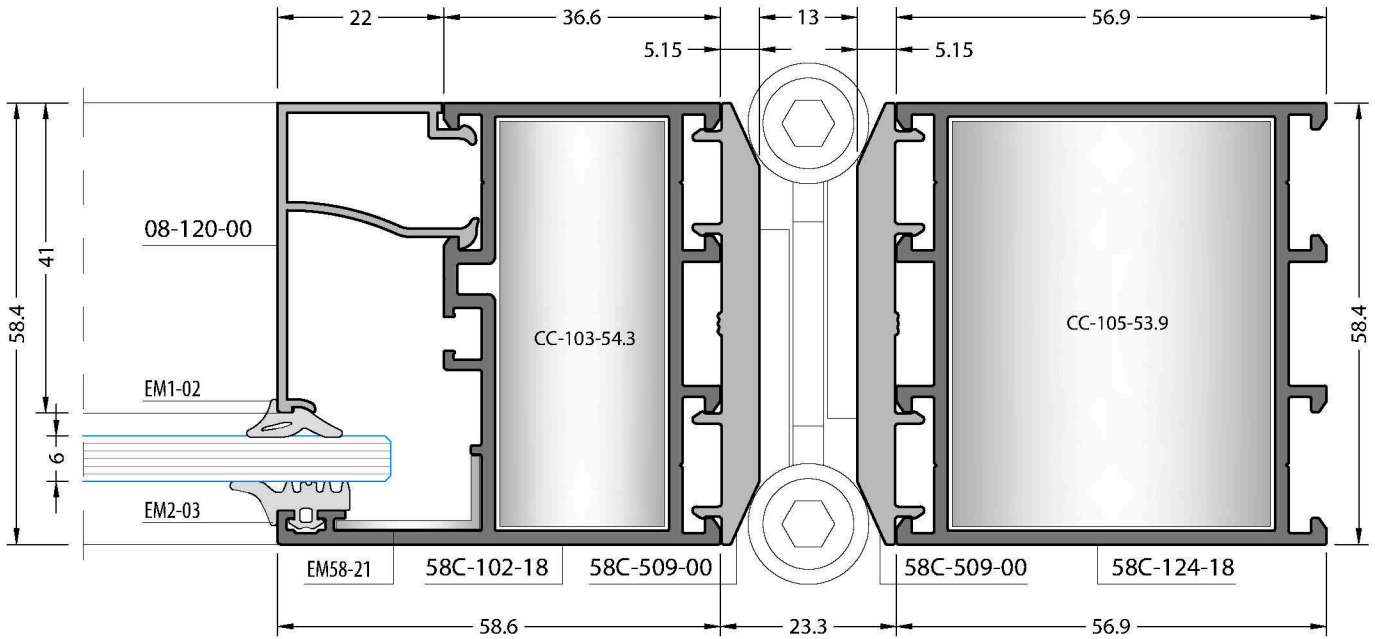
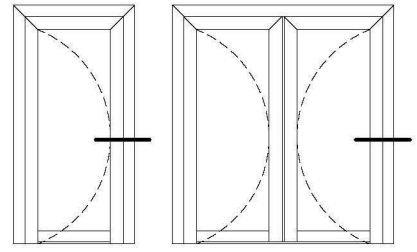


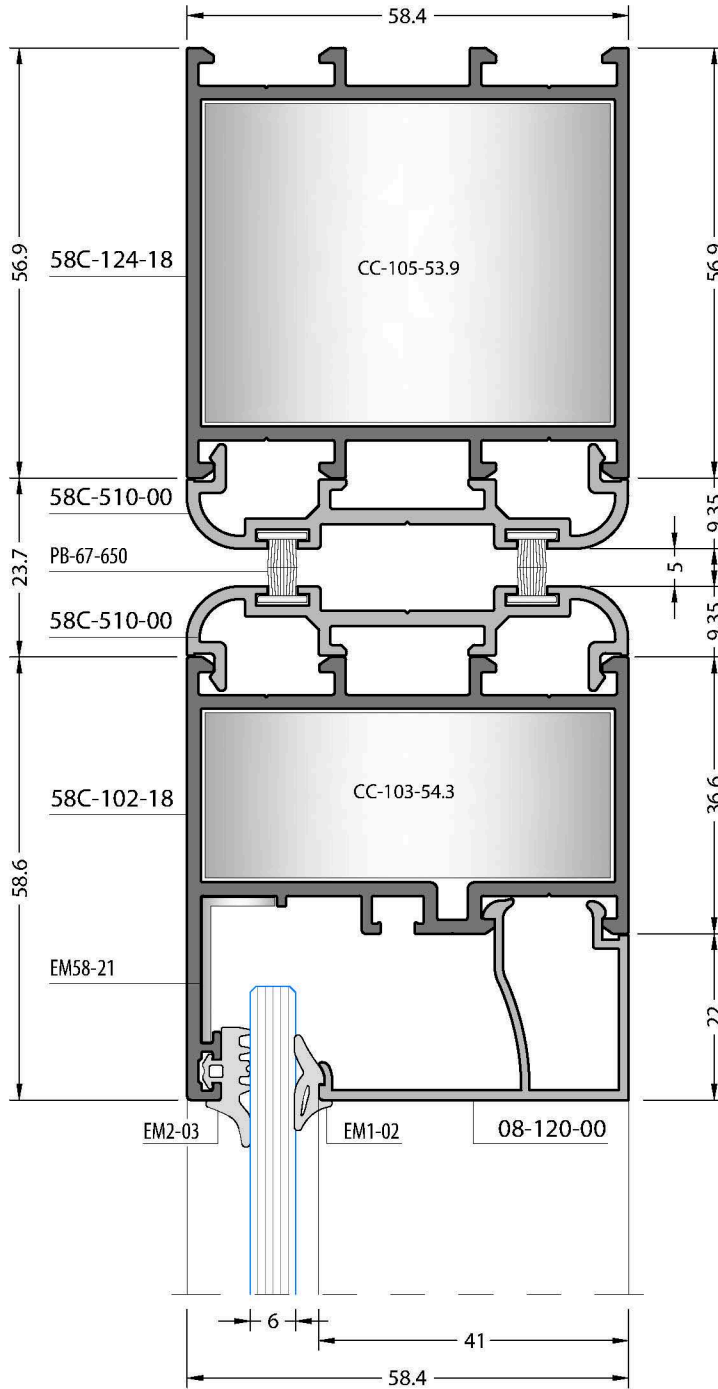
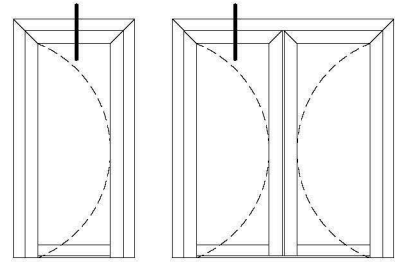


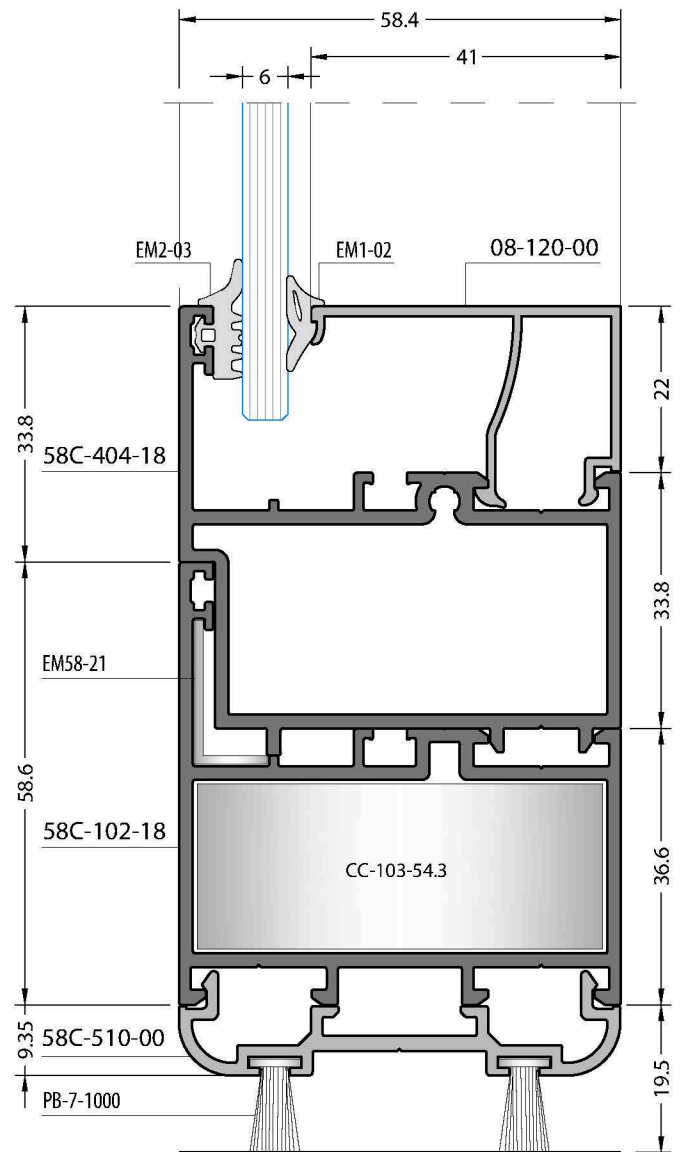
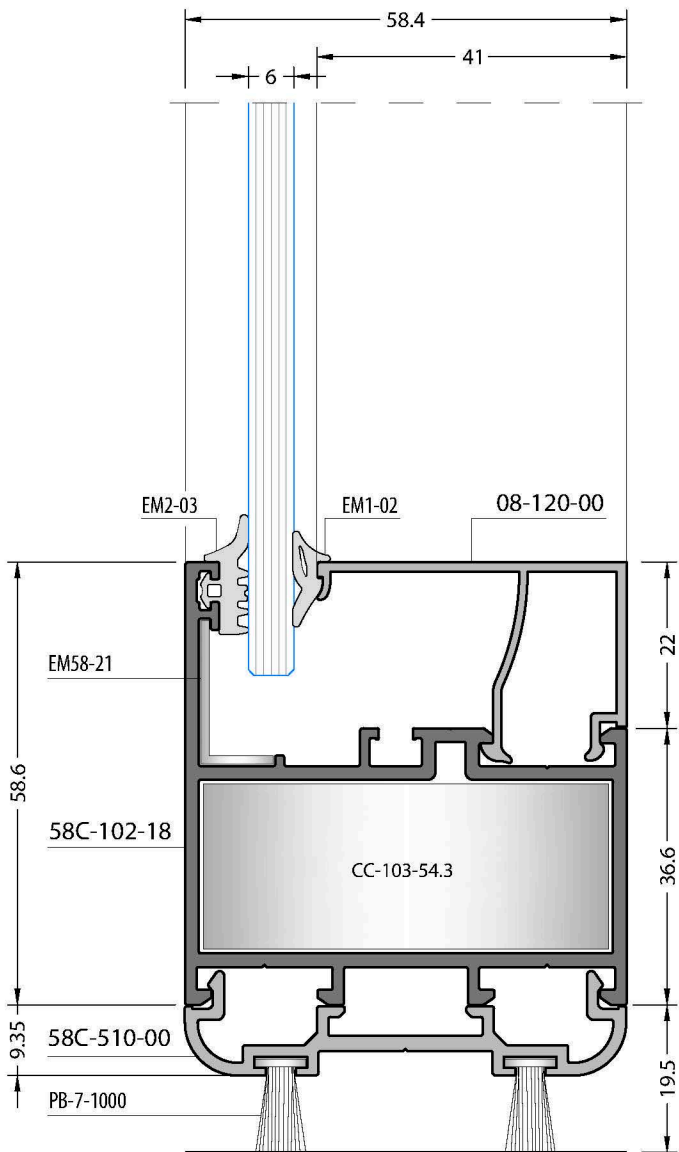
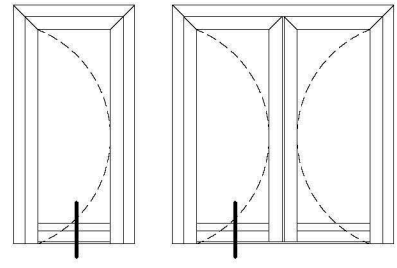
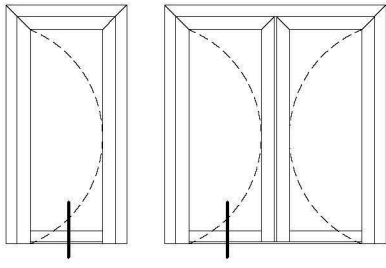


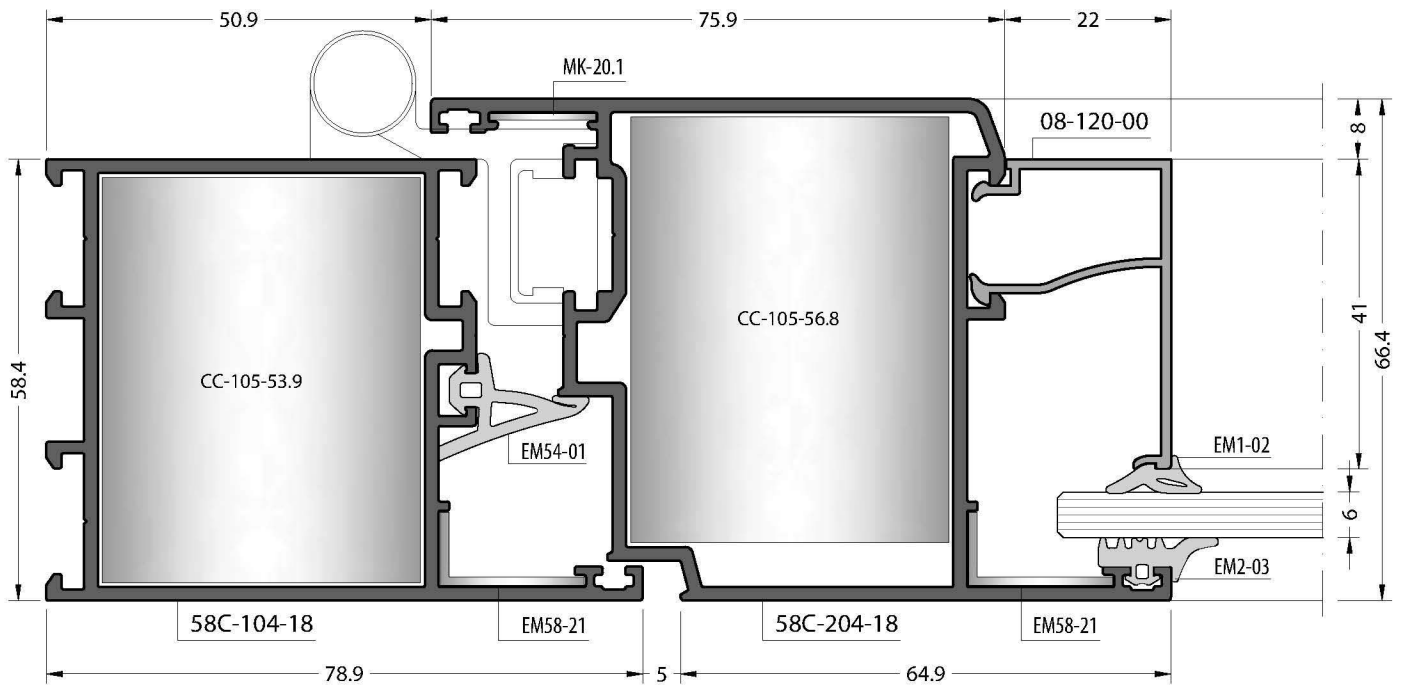
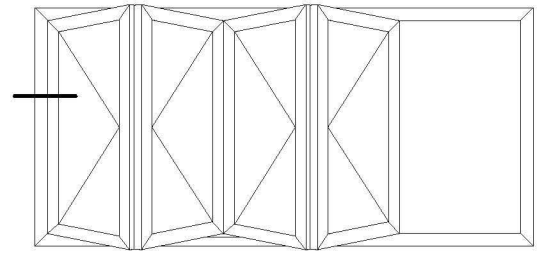


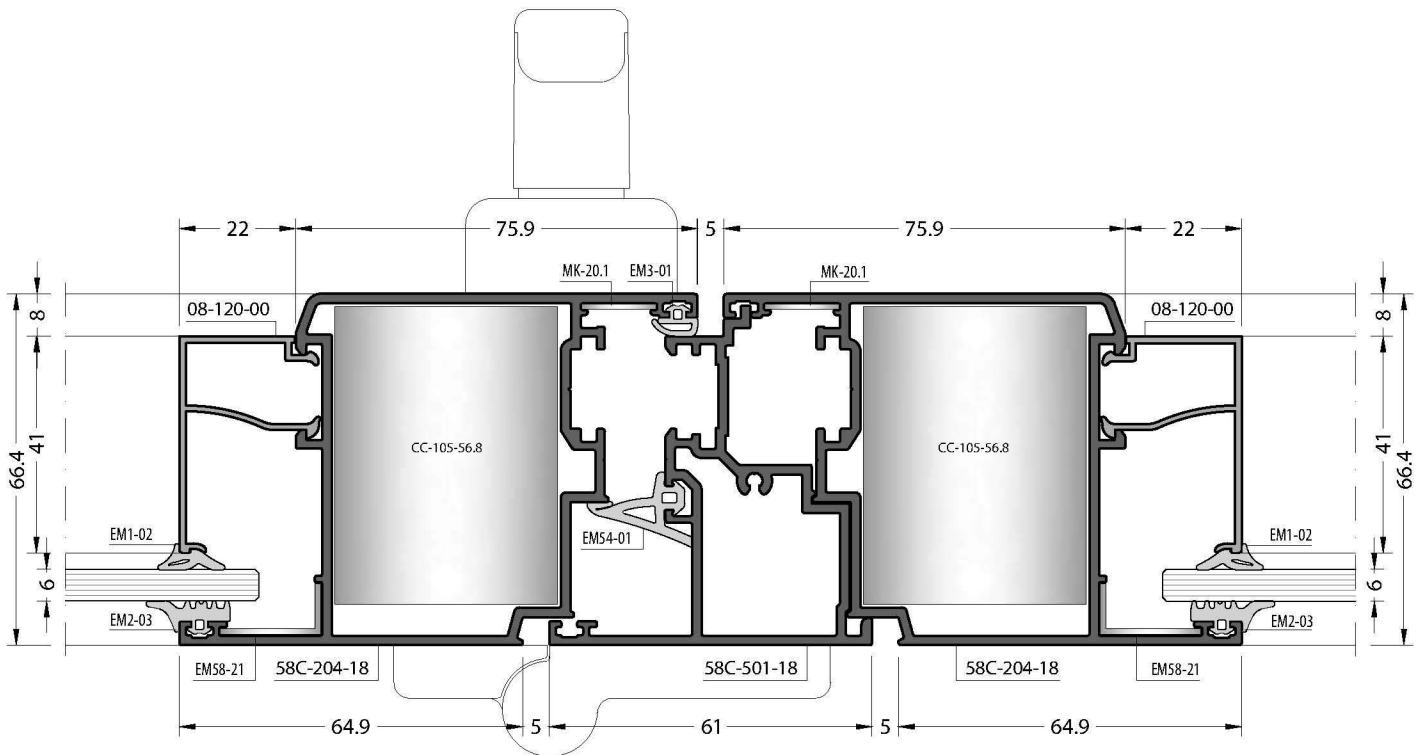
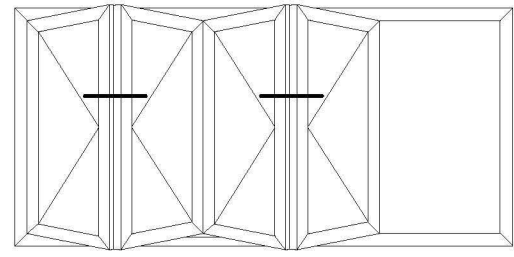


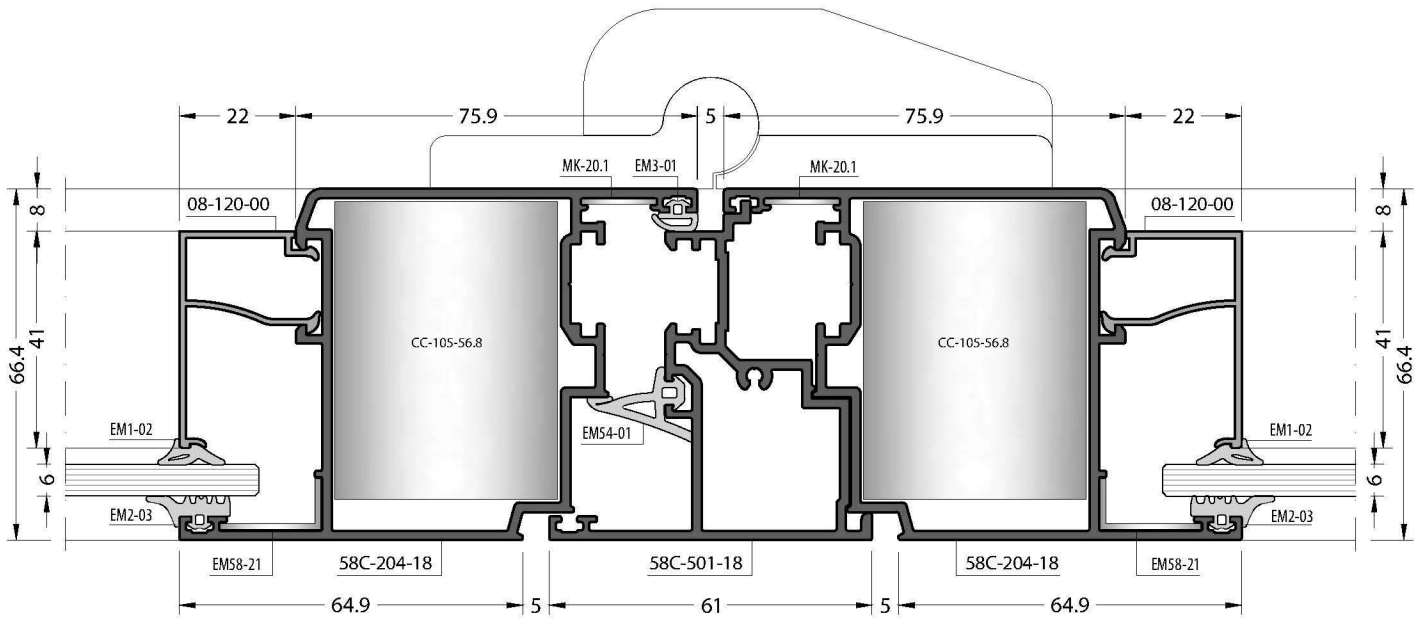
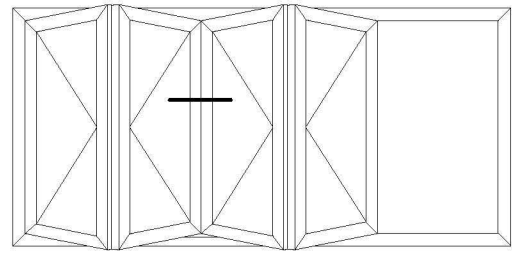




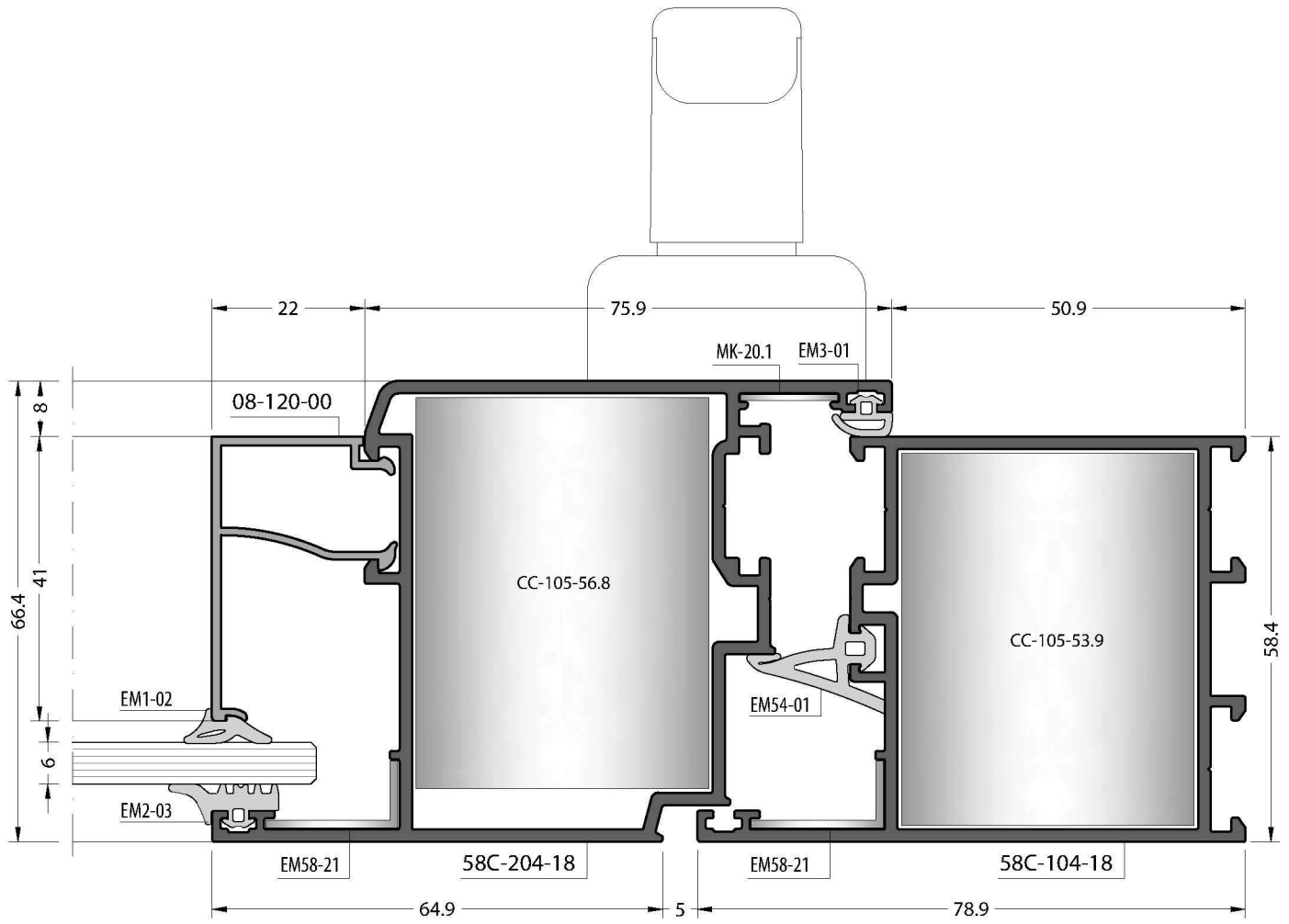
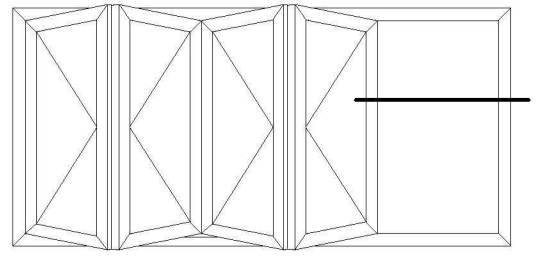


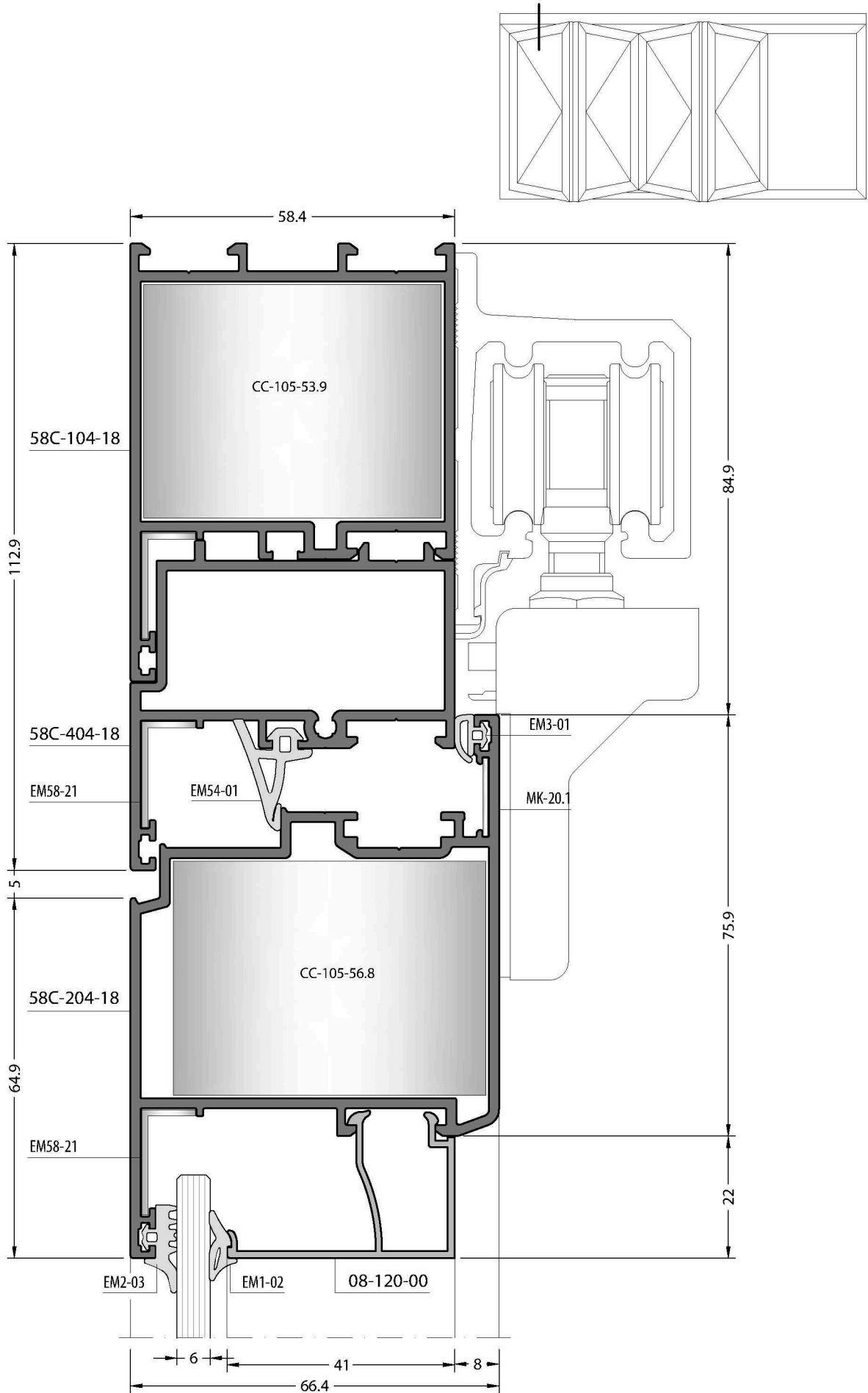


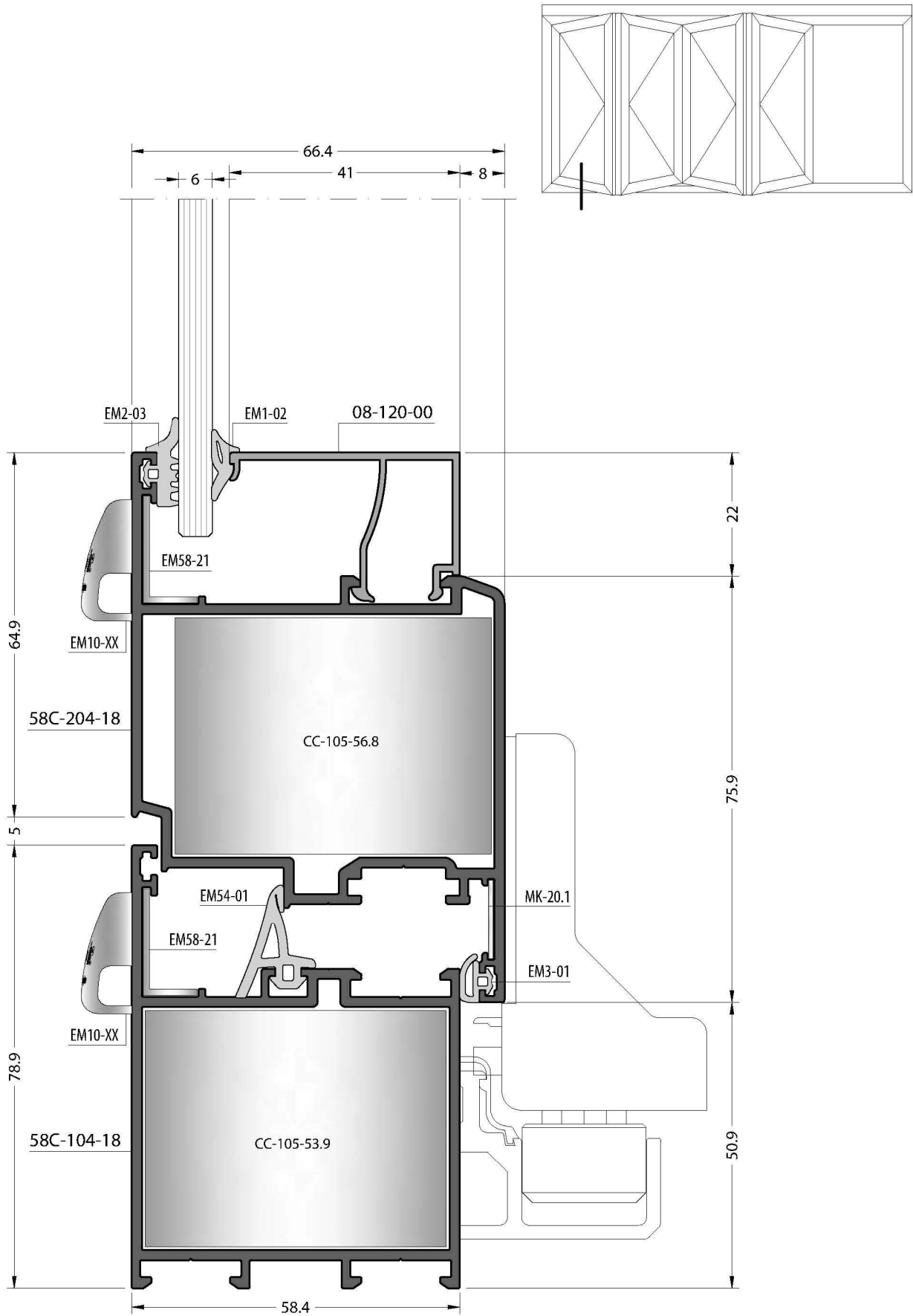


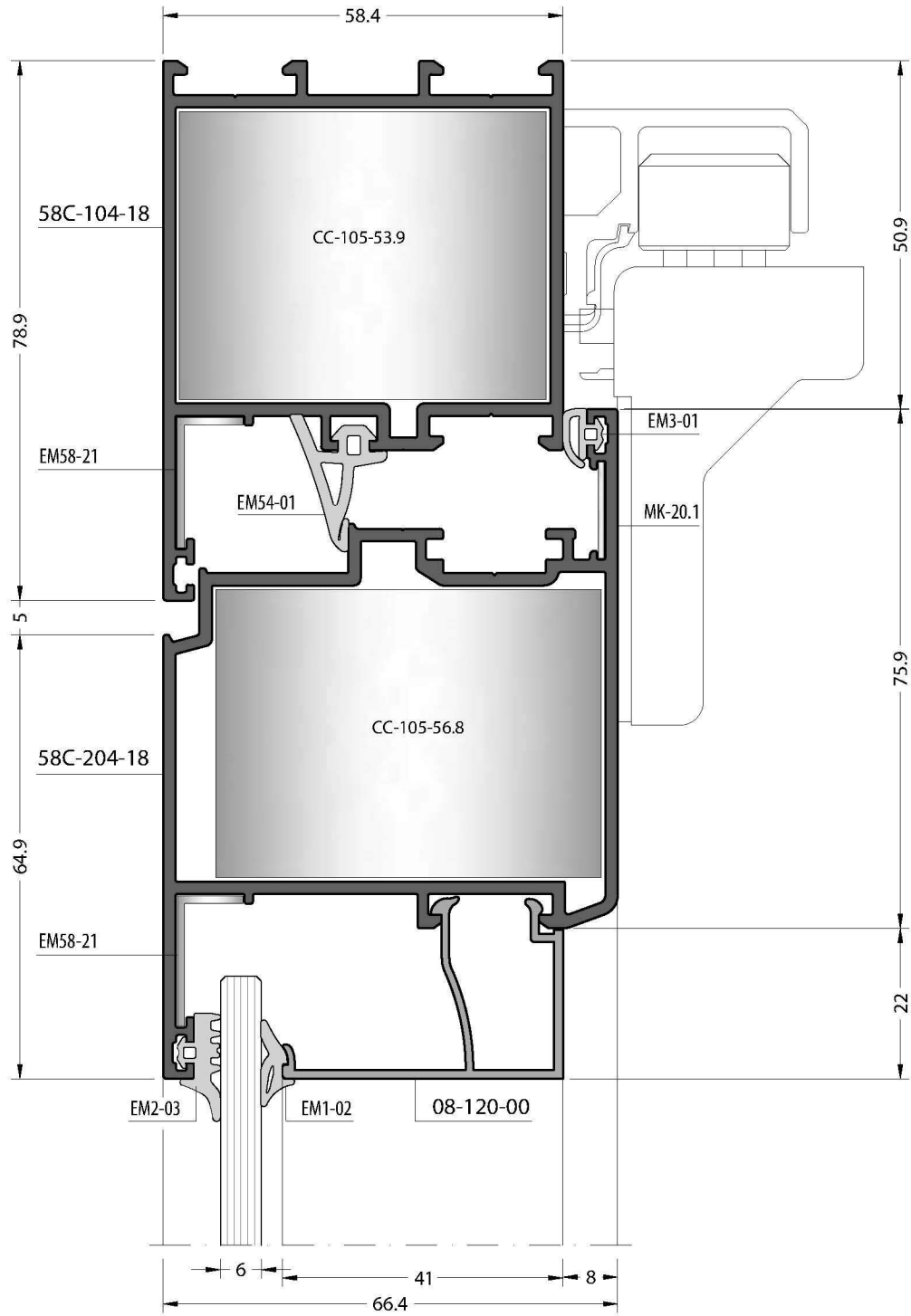
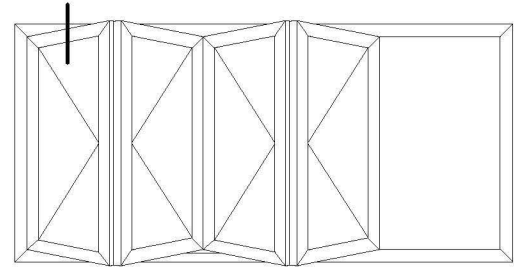


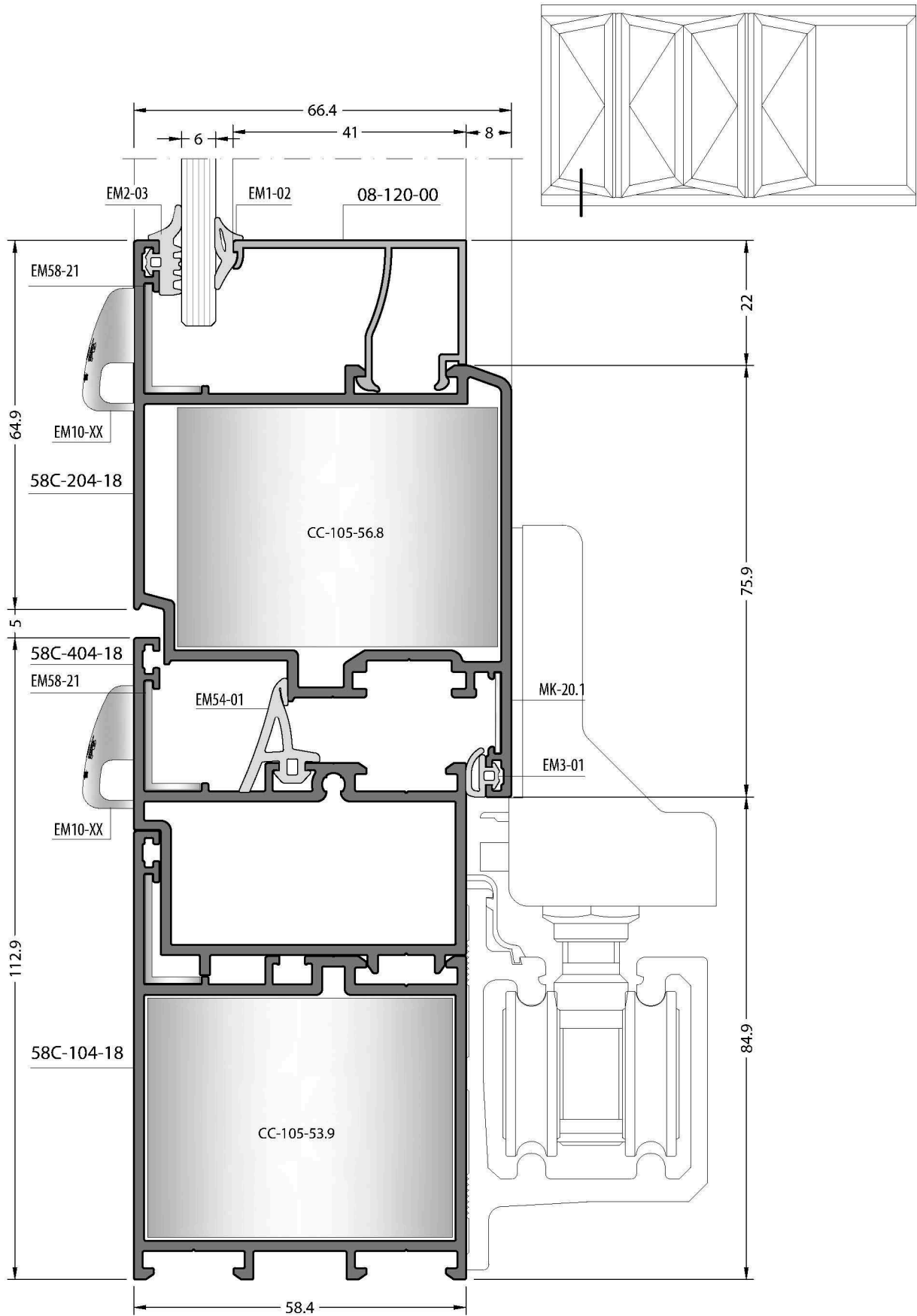










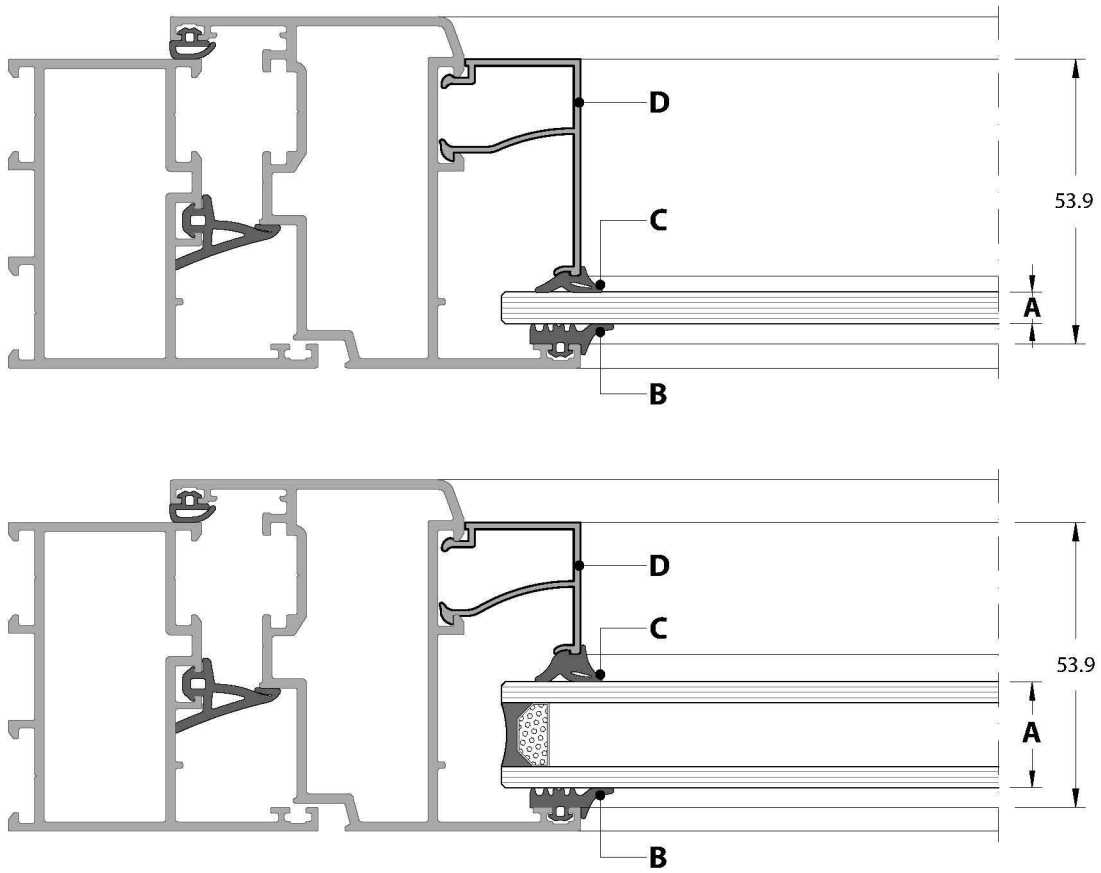




580

GLAZING TABLES / CAM TABLolari

## GLAZING TABLE / CAM TABLOSU



A	B	C	D
GLAZING THICKNESS CAM KALINLIđI	OUTSIDE GLASS GASKET DIő CAM FITİLİ	INSIDE GLASS GASKET İÇ CAM FITİLİ	GLAZING BEAD CAM ÇITASI
4 mm	EM2-03	EM1-03	08-121-00
4 mm	EM2-03	EM1-04	08-120-00
5 mm	EM2-03	EM1-03	
6 mm	EM2-03	EM1-02	08-116-00
8 mm	EM2-03	EM1-04	
10 mm	EM2-03	EM1-02	08-117-00
17 mm	EM2-03	EM1-02	
17 mm	EM2-03	EM1-03	08-114-00
17 mm	EM2-03	EM1-04	08-113-00

A	B	C	D
GLAZING THICKNESS CAM KALINLIđI	OUTSIDE GLASS GASKET DIő CAM FITİLİ	INSIDE GLASS GASKET İÇ CAM FITİLİ	GLAZING BEAD CAM ÇITASI
20 mm	EM2-03	EM1-04	08-112-00
22 mm	EM2-03	EM1-02	
22 mm	EM2-03	EM1-05	08-111-00
24 mm	EM2-03	EM1-03	
22 mm	EM2-03	EM1-05	08-110-00
24 mm	EM2-03	EM1-03	
22 mm	EM2-03	EM1-05	08-109-00
24 mm	EM2-03	EM1-03	
26 mm	EM2-03	EM1-04	08-108-00
28 mm	EM2-03	EM1-02	08-108-00
30 mm	EM2-03	EM1-02	08-107-00


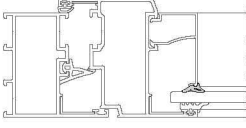

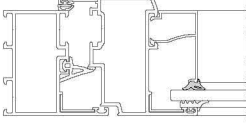

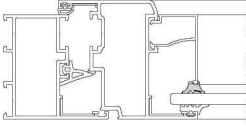

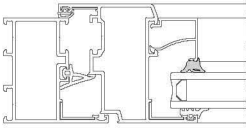

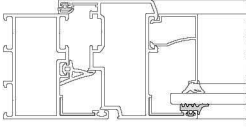
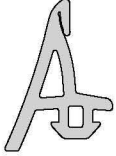
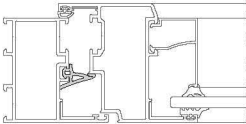

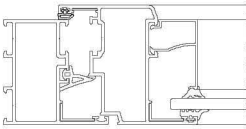
\* For special glass combination please contact with us. / Özel cam kombinasyonları için lütfen irtibata geçiniz.




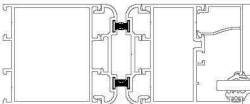

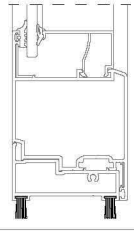

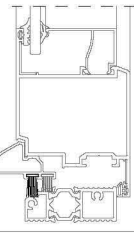
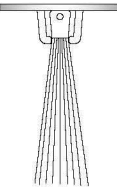

580

**ACCESSORIES / AKSESUARLAR**


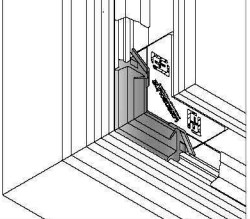
## GASKETS / FİTİLLER

CODE / KOD	DRAWING / ÇİZİM	APPLICATION UYGULAMA	DESCRIPTION AÇIKLAMA	MATERIAL MALZEME	WEIGHT AĞIRLIK Kg/m	IN ONE PACKAGE PAKET MİKTARI
EM1-02			GLAZING GASKET INSIDE İÇ CAM FİTİLİ	EPDM	0.040	375 m
EM1-03			GLAZING GASKET INSIDE İÇ CAM FİTİLİ	EPDM	0.050	300 m
EM1-04			GLAZING GASKET INSIDE İÇ CAM FİTİLİ	EPDM	0.065	230 m
EM1-05			GLAZING GASKET INSIDE İÇ CAM FİTİLİ	EPDM	0.071	210 m
EM2-03			GLAZING GASKET OUTSIDE DIŞ CAM FİTİLİ	EPDM	0.069	215 m
EM54-01			CENTRAL GASKET TOZLUK FİTİLİ	EPDM	0.128	117 m
EM3-01			ACOUSTICAL GASKET BİNİ FİTİLİ	EPDM	0.032	465 m

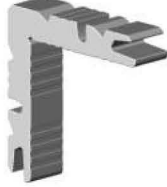
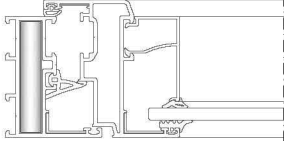
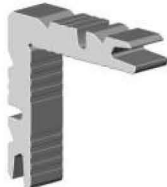
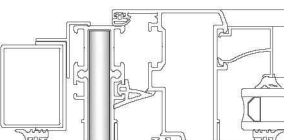

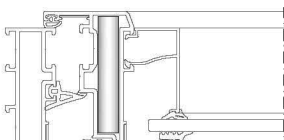

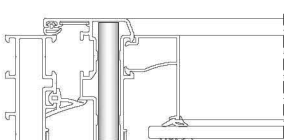
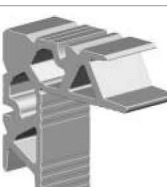
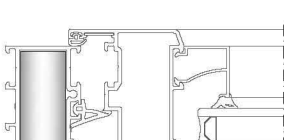
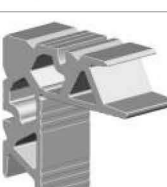
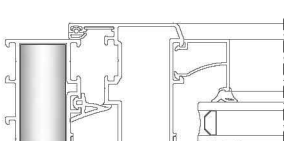
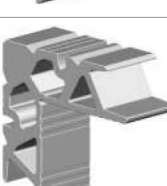
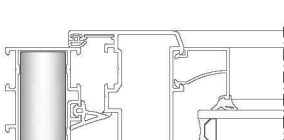
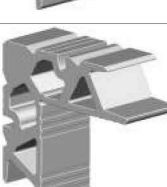
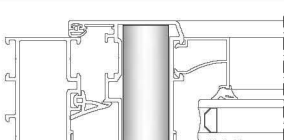
## BRUSH / FIRÇALAR

CODE / KOD	DRAWING / ÇİZİM	APPLICATION UYGULAMA	DESCRIPTION AÇIKLAMA	MATERIAL MALZEME	WEIGHT AĞIRLIK Kg/m	IN ONE PACKAGE PAKET MİKTARI
PB-67-650			BRUSH / FIRÇA (6.5 mm)	-	-	275 m
PB-7-1000			Brush / Firça (10 mm)	-	-	200 m
PB-7-1300			Brush / Firça (13 mm)	-	-	200 m
AKF-195 B			Brush / Firça (35 mm)	-	-	90cm / 100 cm

## ENJECTION GASKETS / ENJEKSİYON FİTİLLER

CODE / KOD	DRAWING / ÇİZİM	APPLICATION UYGULAMA	DESCRIPTION AÇIKLAMA	MATERIAL MALZEME	WEIGHT AĞIRLIK Kg/m	IN ONE PACKAGE PAKET MİKTARI
EM54-C01			-	EPDM	-	50 Pieces / Adet


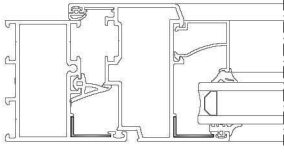

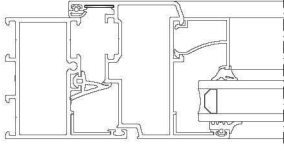

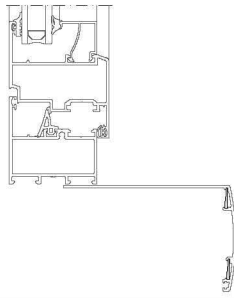
## CUTTED CORNER JOINTS / KESİLMİŞ KÖŞE TAKOZLAR

CODE / KOD	DRAWING / ÇİZİM	APPLICATION / UYGULAMA	PROFILE CODE PROFİL KOD	CUTTING SIZE KESİM ÖLÇÜSÜ	APPLICATION PROFILES ÇALIŞTIĞI PROFİLLER
CC-101-53.9			09-101-00	53.9 mm	58C-101-18 58C-301-18 58C-301-20
CC-101-54.9			09-101-00	54.9 mm	58C-301-15
CC-101-57.0			09-101-00	57.0 mm	58C-201-18
CC-101-57.7			09-101-00	57.7 mm	58C-201-15
CC-103-53.9			09-103-00	53.9 mm	58C-102-20 58C-302-20
CC-103-54.3			09-103-00	54.3 mm	58C-102-18 58C-302-18 58C-322-18
CC-103-54.9			09-103-00	54.9 mm	58C-102-15 58C-108-15 58C-302-15
CC-103-57.0			09-103-00	57.0 mm	58C-202-18 58C-503-18

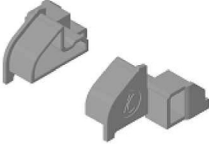
## CUTTED CORNER JOINTS / KESİLMİŞ KÖŞE TAKOZLAR

CODE / KOD	DRAWING / ÇİZİM	APPLICATION / UYGULAMA	PROFILE CODE PROFİL KOD	CUTTING SIZE KESİM ÖLÇÜSÜ	APPLICATION PROFILES ÇALIŞTIĞI PROFİLLER
CC-105-53.9			09-105-00	53.9 mm	58C-104-18 58C-124-18 58C-304-18 58C-304-20
CC-105-54.9			09-105-00	54.9 mm	58C-304-15
CC-105-56.8			09-105-00	56.8 mm	58C-204-18 58C-205-18 58C-204-20
CC-105-57.7			09-105-00	57.7 mm	58C-204-15 58C-205-15
CC-113-57.0			09-113-00	57.0 mm	58C-206-18 58C-207-18
CC-114-54.3			09-114-00	54.3 mm	58C-305-18
CC-122-54.3			09-122-00	54.3 mm	58C-306-18
CC-123-49.6			09-123-00	49.6 mm	58C-502-18

## CORNER ACCESSORIES / KÖŞE BAĞLANTILAR

PACKAGE CODE PAKET KODU	DRAWING / ÇİZİM	APPLICATION / UYGULAMA	DESCRIPTION AÇIKLAMA	MATERIAL MALZEME	APPLICATION PROFILES ÇALIŞTIĞI PROFİLLER
EM58-21			CORNER JOINT KÖŞE BAĞLANTI	PVC	All Frames Sash & Mullions Tüm Kasa Kanat ve Orta Kayıtlar
MK-20.1			CORNER JOINT KÖŞE BAĞLANTI	METAL	All Sashes Tüm Kanatlar
LC-122			CORNER JOINT KÖŞE BAĞLANTI	DIE-CAST DÖKÜM	07-105-00

## OTHER ACCESSORIES / DİĞER AKSESUARLAR

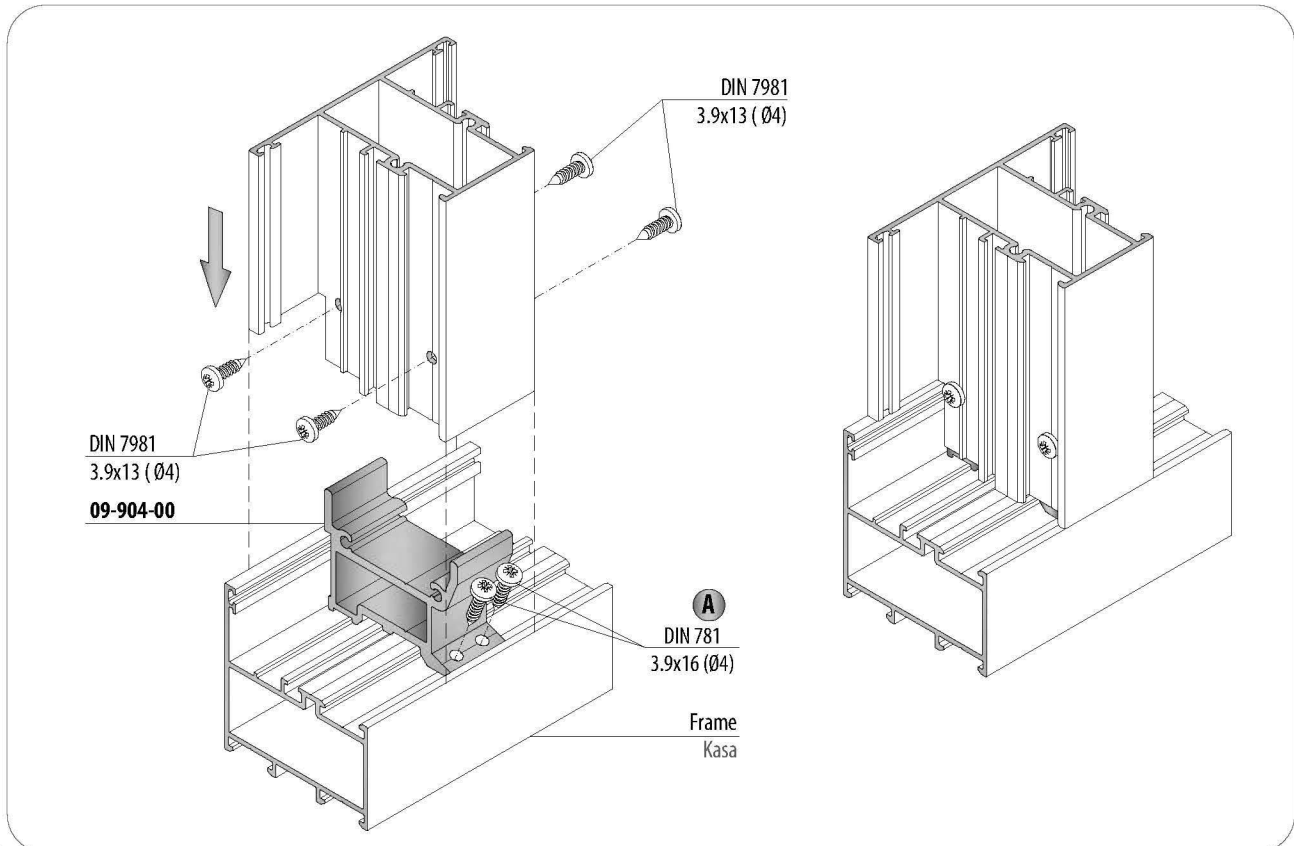
PACKAGE CODE PAKET KODU	DRAWING / ÇİZİM	APPLICATION UYGULAMA	APPLICATION PROFILES ÇALIŞTIĞI PROFİLLER	DESCRIPTION AÇIKLAMA	MATERIAL MALZEME
EM58C-501			58C-501-18	Adapter Cap Adaptör Kapağı	PVC
EM58T-405			58T-405-00	Dropper Cap Damlalık Kapağı	PVC
EM58-520			58C-503-18	Pivot Adapter Pivot Adaptör	ALUMINIUM ALÜMİNYUM
EM08-111			08-111-00	Glazing Bead Adapter Çita Adaptörü	PVC
EM15-200			-	Polyamid Rod Profile (Euro Section 1) Polyamid Tij Profili (Avrupa Kanal 1)	POLYAMID
EM10-01 (White / Beyaz)			-	Drainage Cap Tahliye Kapağı	PVC
EM10-02 (Black / Siyah)					
EM10-03 (Brown / K.Rengi)					
EM10-04 (Gray / Gri)					
EM10-05 (L.Coffe / A. Kahve)					

## T JUNCTION / ÇEKTİRME BAĒLANTI

APPLICATION PROFILES ÇALIŐTIĒI PROFİLLER	PACKAGE CODE PAKET KODU	PROFILE CODE PROFİL KOD	CUTTING SIZE KESİM ÖLÇÜSÜ	<b>A</b> SCREW QUANTITY VİDA ADET
58C-301-18 58C-301-15 58C-301-20	CC-904-10.5	09-904-00	10.5 mm	1
58T-306-18	CC-904-17.4	09-904-00	17.4 mm	2
58C-302-18 58C-322-18 58C-302-15 58C-302-20	CC-904-22.5	09-904-00	22.5 mm	2
58C-304-18 58C-324-18 58C-304-15 58C-304-20	CC-904-42.8	09-904-00	42.8 mm	2
58C-305-18 58C-401-18	CC-904-71.9	09-904-00	71.9 mm	2
58C-421-18	CC-904-98.9	09-904-00	98.9 mm	2
58C-402-18	CC-904-111.9	09-904-00	111.9 mm	2

APPLICATION PROFILES ÇALIŐTIĒI PROFİLLER	PACKAGE CODE PAKET KODU	PROFILE CODE PROFİL KOD	CUTTING SIZE KESİM ÖLÇÜSÜ	<b>A</b> SCREW QUANTITY VİDA ADET
58C-101-18	CC-904-10.5	09-904-00	10.5 mm	1
58C-102-18 58C-102-15 58C-102-20 58C-108-15	CC-904-22.5	09-904-00	22.5 mm	2
58C-104-18 58C-124-18	CC-904-42.8	09-904-00	42.8 mm	2

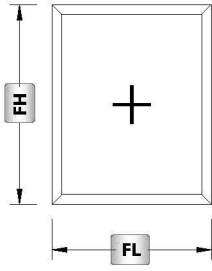
## APPLICATION / UYGULAMA





580

CUTTING SIZE / KESİM ÖLÇÜLERİ

**GLASS / CAM**

Code Kod	Drawing Çizim	Quantity Miktar	Dimensions (mm) Boyutlar
<b>Glass Cam</b>		1 Pcs / Adet	$GL = FL - (A1+A1) - 14$ $GH = FH - (A1+A1) - 14$

**PROFILES / PROFİLLER**

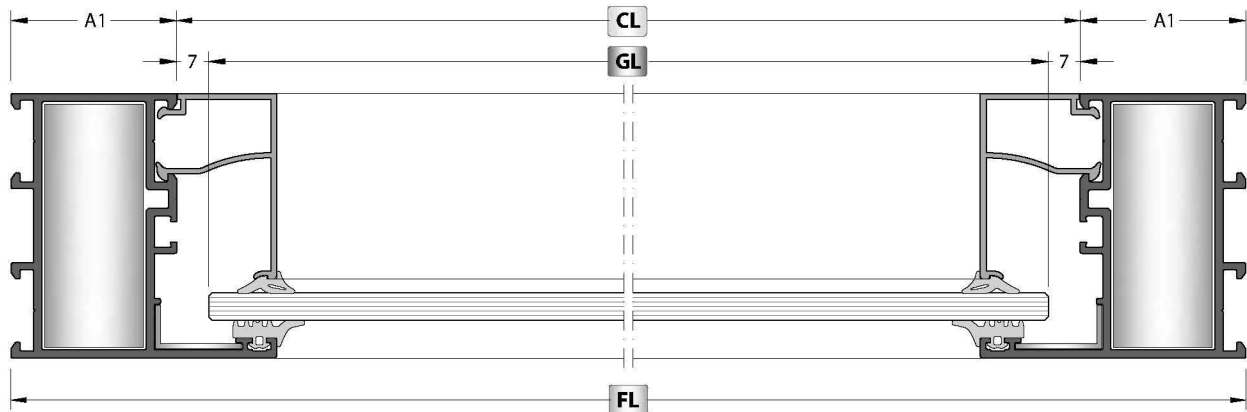
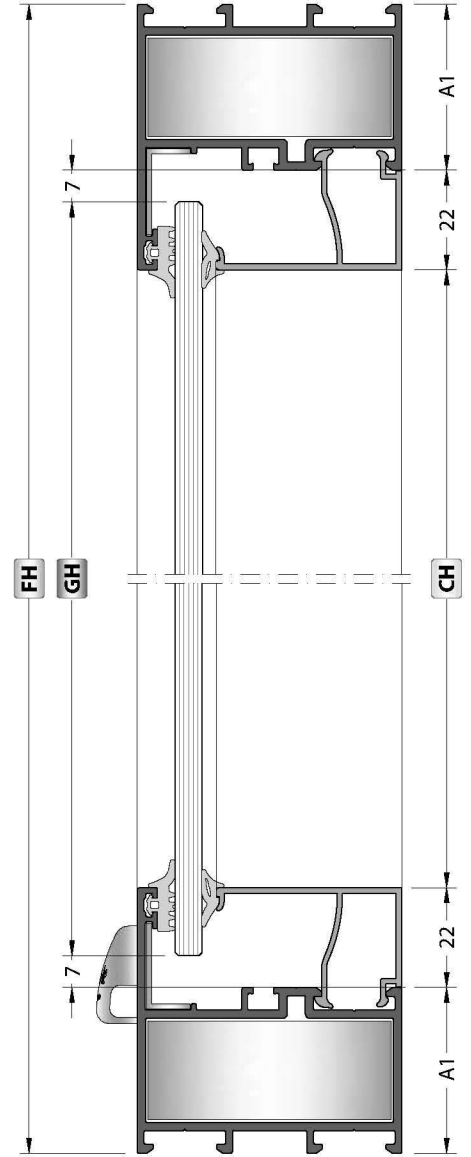
Code Kod	Drawing Çizim	Cut Kesim	Quantity Miktar	Dimensions (mm) Boyutlar
<b>58C-102-18</b>			2 Pcs / Adet	FL
			2 Pcs / Adet	FH
<b>08-120-00</b>			2 Pcs / Adet	$CL = FL - (A1+A1)$
			2 Pcs / Adet	$CH = FH - (A1+A1+22+22)$

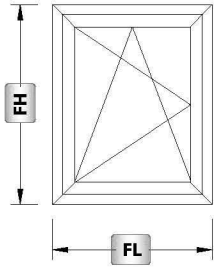
**CONNECTIONS / BAĞLANTILAR**

Code Kod	Quantity Miktar	Picture Resim
<b>CC-103-54.3</b>	4 Pcs / Adet	
<b>EM58-21</b>	4 Pcs / Adet	
<b>EM10-XX</b>	2 Pcs / Adet	

**GASKETS / FİTİLLER**

Code Kod	Quantity Miktar	Picture Resim
<b>EM1-XX</b>	2SL + 2SH	
<b>EM2-03</b>	2SL + 2SH	





## GLASS / CAM

Code Kod	Drawing Çizim	Quantity Miktar	Dimensions (mm) Boyutlar
Glass Cam		1 Pcs / Adet	$GL = SL - (A2 + A2) - 14$
			$GH = SH - (A2 + A2) - 14$

## PROFILES / PROFİLLER

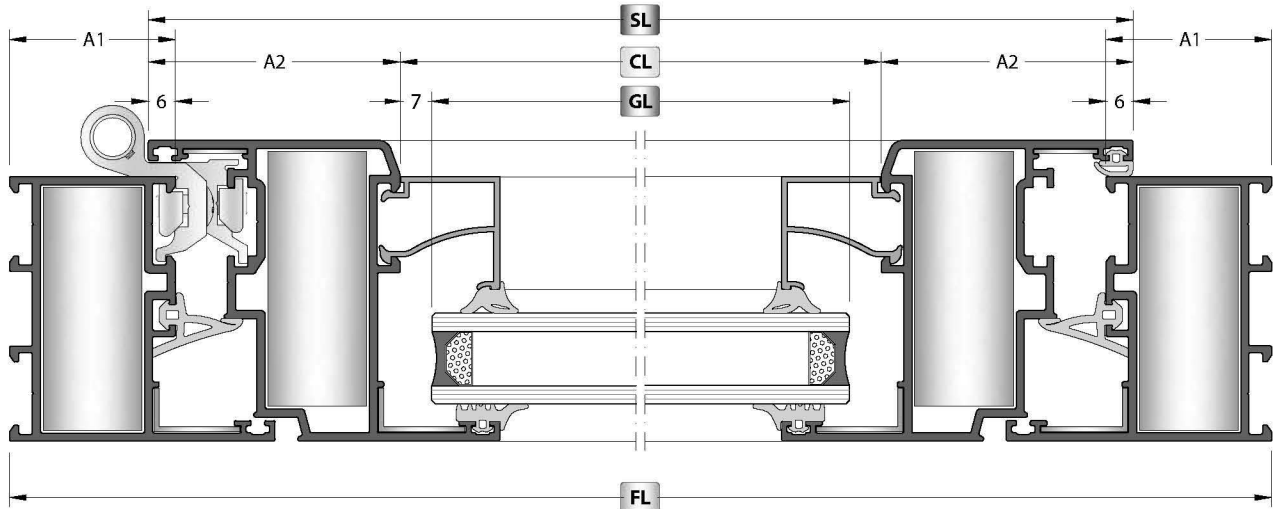
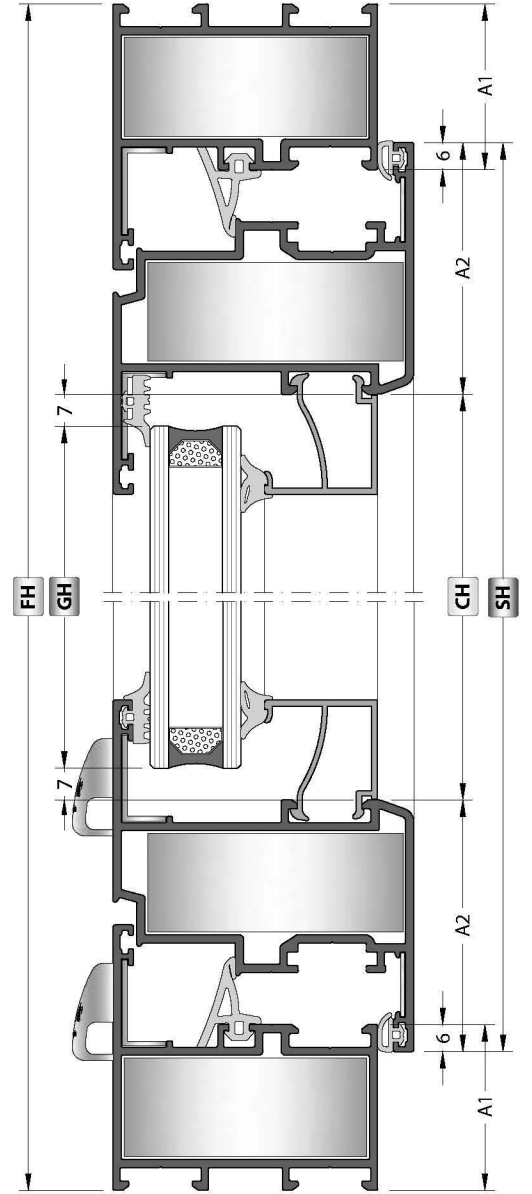
Code Kod	Drawing Çizim	Cut Kesim	Quantity Miktar	Dimensions (mm) Boyutlar
58C-102-18			2 Pcs / Adet	FL
			2 Pcs / Adet	FH
58C-202-18			2 Pcs / Adet	$SL = FL - (A1 + A1) + 12$
			2 Pcs / Adet	$SH = FH - (A1 + A1) + 12$
08-112-00			2 Pcs / Adet	$CL = SL - (A2 + A2)$
			2 Pcs / Adet	$CH = SH - (A2 + A2 + 22 + 22)$

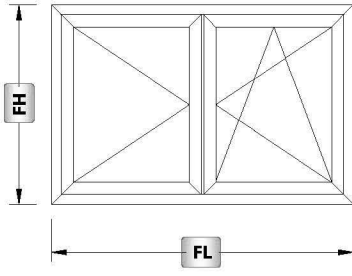
## CONNECTIONS / BAĞLANTILAR

Code Kod	Quantity Miktar	Picture Resim
CC-103-54.3	4 Pcs / Adet	
CC-103-57.0	4 Pcs / Adet	
EM58-21	8 Pcs / Adet	
MK-20.1	4 Pcs / Adet	
EM54-C01	4 Pcs / Adet	
EM10-XX	4 Pcs / Adet	

## GASKETS / FİTİLLER

Code Kod	Quantity Miktar	Picture Resim
EM1-XX	2SL + 2SH	
EM2-03	2SL + 2SH	
EM54-01	2SL + 2SH	
EM3-01	2SL + 2SH	





## GLASS / CAM

Code Kod	Drawing Çizim	Quantity Miktar	Dimensions (mm) Boyutlar
Glass Cam		2 Pcs / Adet	GL = SL - ( A2+A2 ) - 14 GH = SH - ( A2+A2 ) - 14

## PROFILES / PROFİLLER

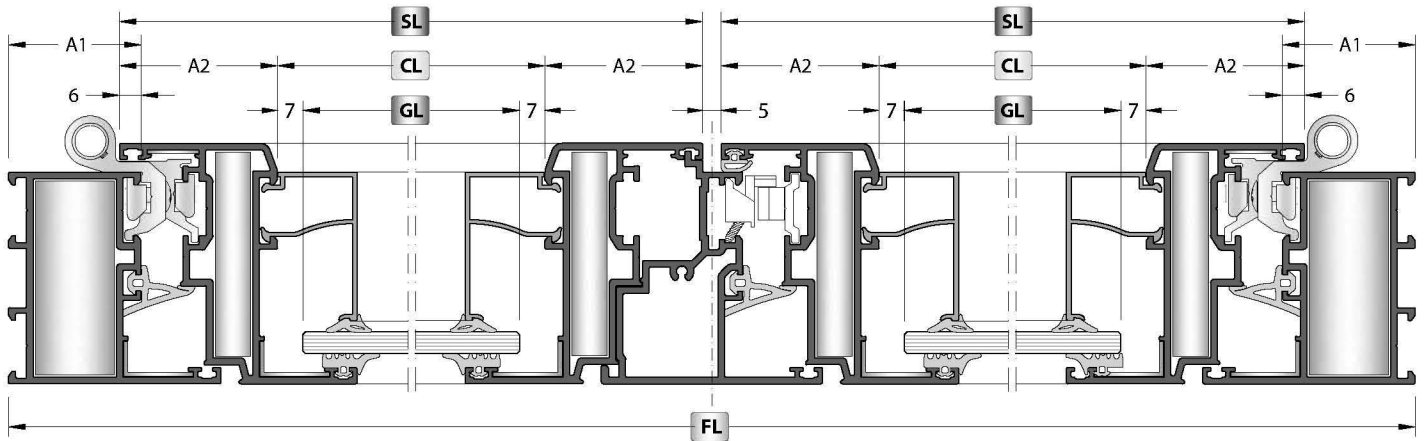
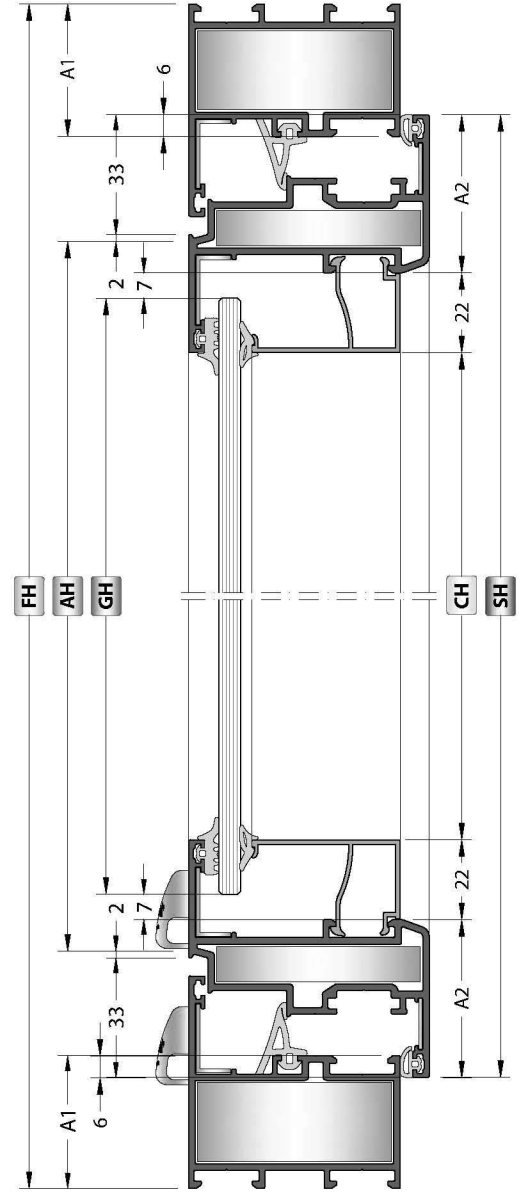
Code Kod	Drawing Çizim	Cut Kesim	Quantity Miktar	Dimensions (mm) Boyutlar
58C-102-18			2 Pcs / Adet	FL
			2 Pcs / Adet	FH
58C-201-18			4 Pcs / Adet	$SL = \frac{FL - (A1 + A1) + 7}{2}$
			4 Pcs / Adet	$SH = FH - (A1 + A1) + 12$
58C-501-18			1 Pcs / Adet	$AH = SH - 70$
08-120-00			4 Pcs / Adet	$CL = SL - (A2 + A2)$
			4 Pcs / Adet	$CH = SH - (A2 + A2 + 22 + 22)$

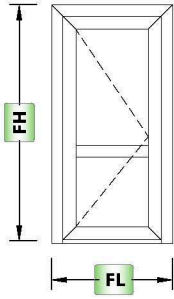
## CONNECTIONS / BAĞLANTILAR

Code Kod	Quantity Miktar	Picture Resim
CC-103-54.3	4 Pcs / Adet	
CC-101-57.0	8 Pcs / Adet	
EM58-21	12 Pcs / Adet	
MK-20.1	8 Pcs / Adet	
EM58C-501	1 Set / Takım	
EM54-C01	4 Pcs / Adet	
EM10-XX	8 Pcs / Adet	

## GASKETS / FİTİLLER

Code Kod	Quantity Miktar	Picture Resim
EM1-XX	2SL + 4SH	
EM2-03	2SL + 4SH	
EM54-01	2SL + 3SH	
EM3-01	2SL + 3SH	





Depend to mullion position  
\* Orta kayıt pozisyonuna bağlıdır.

## GLASS / CAM

Code Kod	Drawing Çizim	Quantity Miktar	Dimensions (mm) Boyutlar
Glass Cam		2 Pcs / Adet	GL = SL - (A2+A2) - 14 *

## PROFILES / PROFİLLER

Code Kod	Drawing Çizim	Cut Kesim	Quantity Miktar	Dimensions (mm) Boyutlar
58C-102-18			1 Pcs / Adet	FL
			1 Pcs / Adet	FH
			1 Pcs / Adet	FH
58C-204-18			2 Pcs / Adet	SL = FL - (A1+A1) + 12
			2 Pcs / Adet	SH = FH - (A1+10) + 6
58C-302-18			1 Pcs / Adet	ML = SL - (A2+A2)
08-120-00			4 Pcs / Adet	CL = SL - (A2+A2)
			4 Pcs / Adet	*
58C-403-18			1 Pcs / Adet	AL = SL - 70

## CONNECTIONS / BAĞLANTILAR

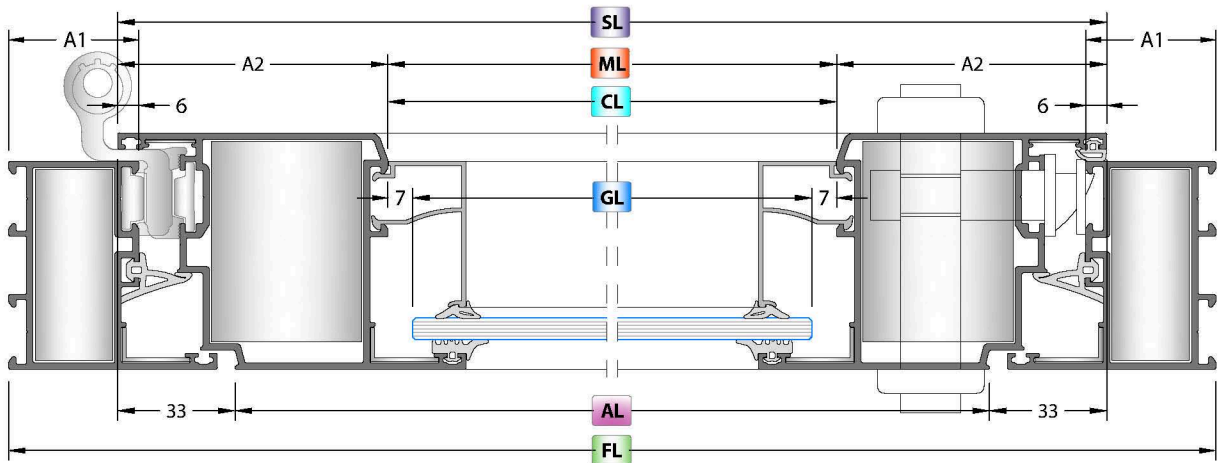
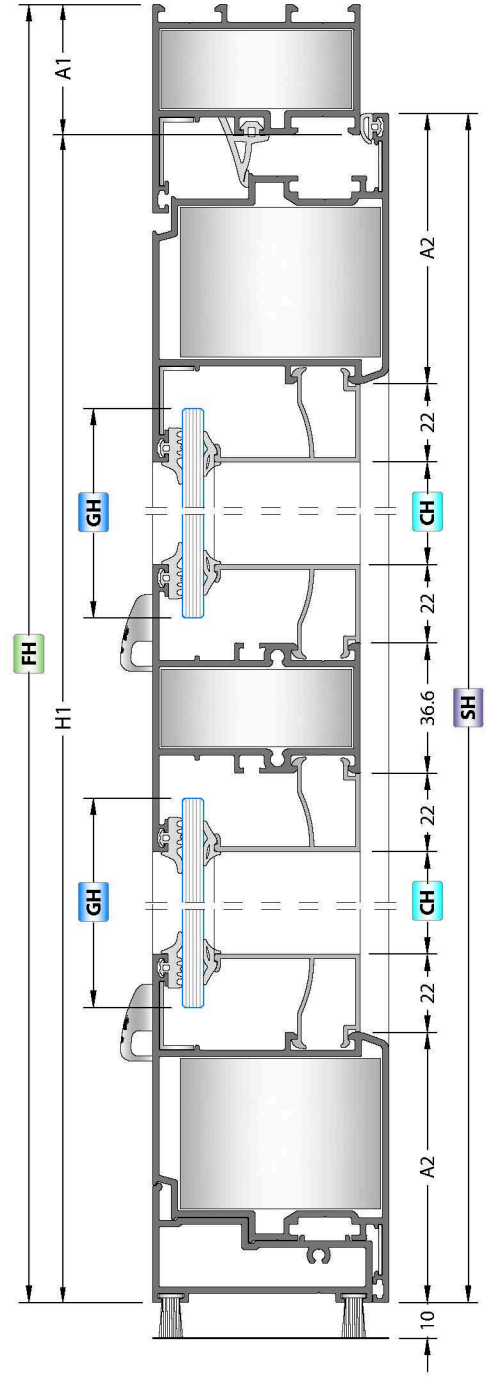
Code Kod	Quantity Miktar	Picture Resim
CC-103-54.3	2 Pcs / Adet	
CC-105-56.8	4 Pcs / Adet	
CC-904-22.5	2 Pcs / Adet	
EM58-21	6 Pcs / Adet	
MK-20.1	4 Pcs / Adet	
EM10-XX	4 Pcs / Adet	

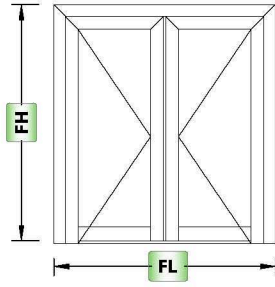
## CONNECTIONS / BAĞLANTILAR

Code Kod	Quantity Miktar	Picture Resim
EM58C-403	1 Set / Takım	
EM54-C01	2 Pcs / Adet	

## GASKETS / FİTİLLER

Code Kod	Quantity Miktar	Picture Resim
EM1-XX	4SL + 2SH	
EM2-03	4SL + 2SH	
EM54-01	1SL + 2SH	
EM3-01	1SL + 2SH	
PB-7-1000	2SL	





## GLASS / CAM

Code Kod	Drawing Çizim	Quantity Miktar	Dimensions (mm) Boyutlar
Glass Cam		2 Pcs / Adet	GL = SL - (A2+A2) + 30 GH = SH - (A2+130) + 30

## PROFILES / PROFİLLER

Code Kod	Drawing Çizim	Cut Kesim	Quantity Miktar	Dimensions (mm) Boyutlar
58C-102-18			1 Pcs / Adet	FL
			1 Pcs / Adet	FH
			1 Pcs / Adet	FH
58C-205-18			2 Pcs / Adet	$SL = \frac{FL - (A1+A1) + 7}{2}$
			2 Pcs / Adet	SH = FH - (A1+12) + 6
			2 Pcs / Adet	SH = FH - (A1+12) + 6
58C-501-18			1 Pcs / Adet	AH = SH - 35
58C-401-18			1 Pcs / Adet	ML = CL
08-120-00			4 Pcs / Adet	CL = SL - (A2+A2) + 44
			4 Pcs / Adet	CH = SH - (130+A2) + 44
20-101-00			1 Pcs / Adet	L1

## CONNECTIONS / BAĞLANTILAR

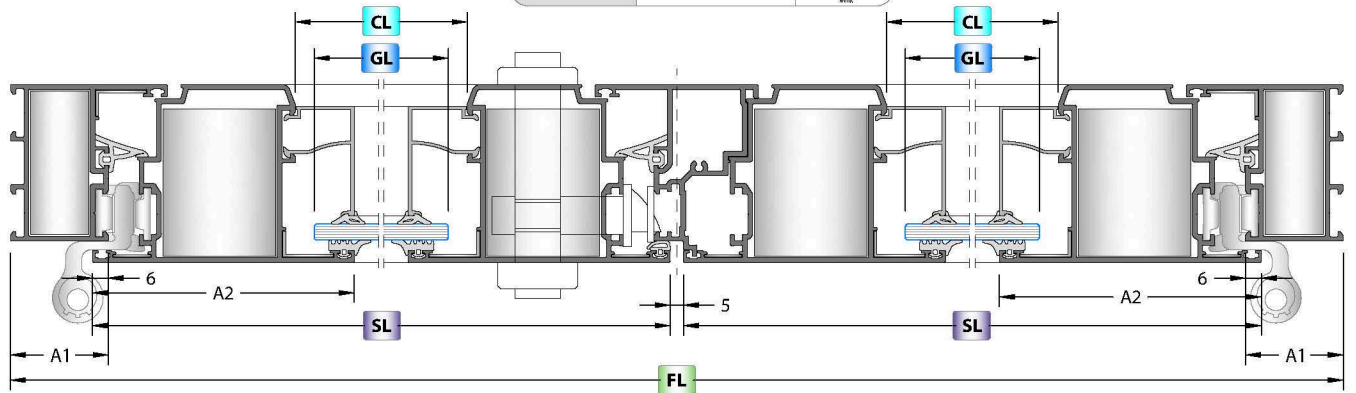
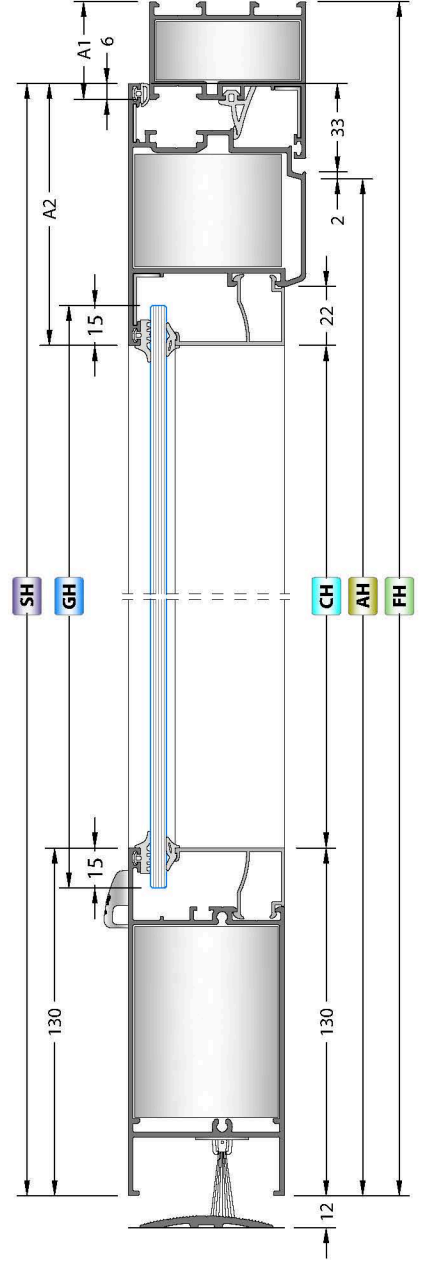
Code Kod	Quantity Miktar	Picture Resim
CC-103-54.3	2 Pcs / Adet	
CC-105-56.8	4 Pcs / Adet	
CC-904-71.9	2 Pcs / Adet	
EM58-21	6 Pcs / Adet	
MK-20.1	4 Pcs / Adet	
EM58C-501	1 Set / Takım	
EM10-XX	4 Pcs / Adet	

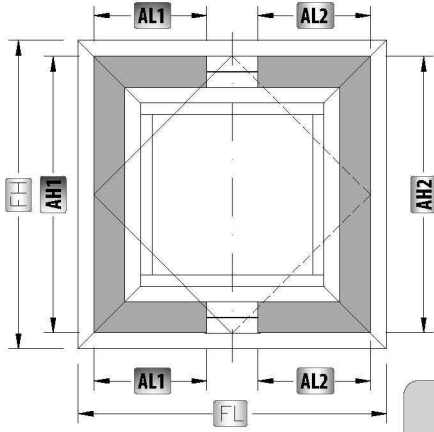
## CONNECTIONS / BAĞLANTILAR

Code Kod	Quantity Miktar	Picture Resim
EM54-C01	2 Pcs / Adet	

## GASKETS / FİTİLLER

Code Kod	Quantity Miktar	Picture Resim
EM1-XX	4SL + 4SH	
EM2-03	4SL + 4SH	
EM54-01	1SL + 3SH	
EM3-01	2SL + 3SH	
AKF-195 B	2SL	



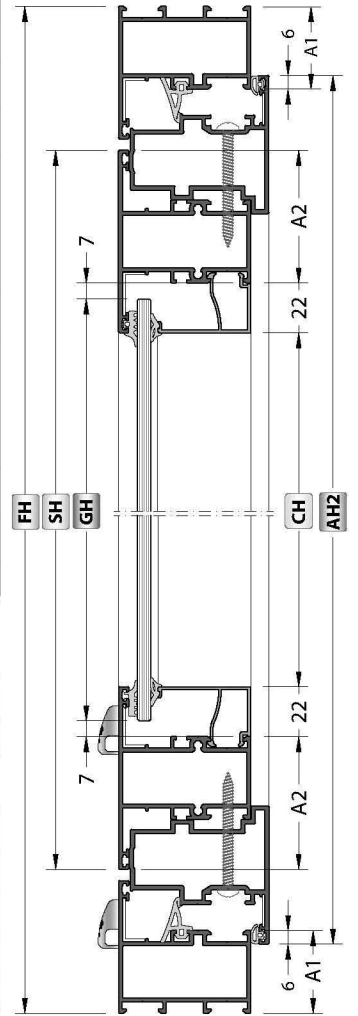
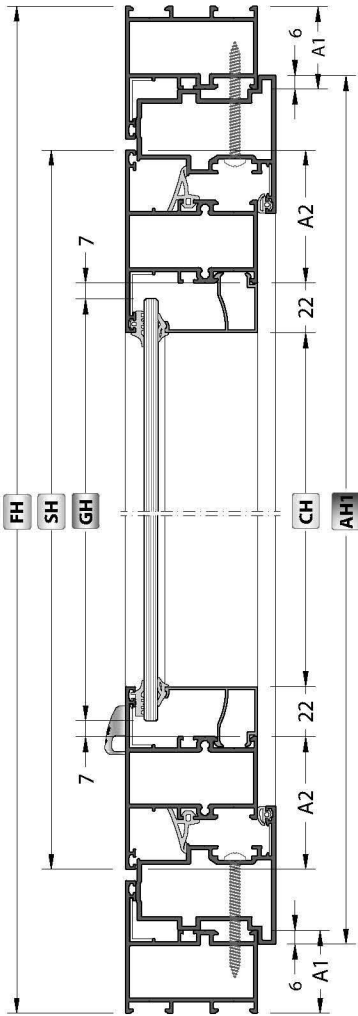


## GLASS / CAM

Code Kod	Drawing Çizim	Quantity Miktar	Dimensions (mm) Boyutlar
Glass Cam		1 Pcs / Adet	GL = SL - (A2+A2) - 14
			GH = SH - (A2+A2) - 14

## PROFILES / PROFİLLER

Code Kod	Drawing Çizim	Cut Kesim	Quantity Miktar	Dimensions (mm) Boyutlar
58C-102-18			2 Pcs / Adet	FL
			2 Pcs / Adet	FH
58C-302-18			2 Pcs / Adet	SL = FL - (A1+A1) - 54
			2 Pcs / Adet	SH = FH - (A1+A1) - 54
AL1 58C-503-18		Front View / Ön Görünüş 45° Plan View / Plan Görünüş	2 Pcs / Adet	AL1 = $\frac{FL}{2}$ - 43.6 - A1
			1 Pcs / Adet	AH1 = FH - (A1+A1) + 12
AL2 58C-503-18		Front View / Ön Görünüş 45° Plan View / Plan Görünüş	2 Pcs / Adet	AL2 = $\frac{FL}{2}$ - 43.6 - A1
			1 Pcs / Adet	AH2 = FH - (A1+A1) + 12
08-120-00			2 Pcs / Adet	CL = SL - (A2+A2)
			2 Pcs / Adet	CH = SH - (A2+A2+22+22)



## CONNECTIONS / BAĞLANTILAR

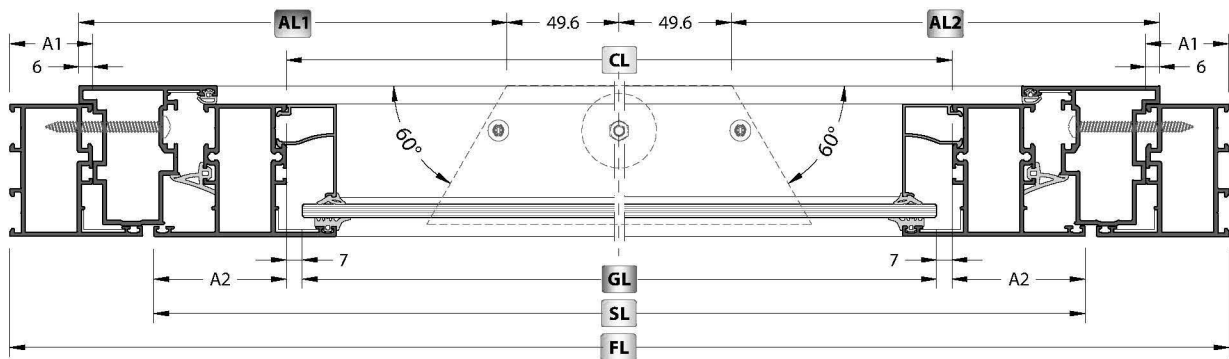
Code Kod	Quantity Miktar	Picture Resim
CC-103-54.3	8 Pcs / Adet	
CC-103-57.0	4 Pcs / Adet	
EM58-21	8 Pcs / Adet	
MK-20.1	4 Pcs / Adet	
EM54-C01	2 Pcs / Adet	
EM10-XX	4 Pcs / Adet	

## CONNECTIONS / BAĞLANTILAR

Code Kod	Quantity Miktar	Picture Resim
EM58-520	2 Pcs / Adet	

## GASKETS / FITİLLER

Code Kod	Quantity Miktar	Picture Resim
EM1-XX	2SL + 2SH	
EM2-03	2SL + 2SH	
EM54-01	2SL + 2SH	
EM3-01	2SL + 2SH	



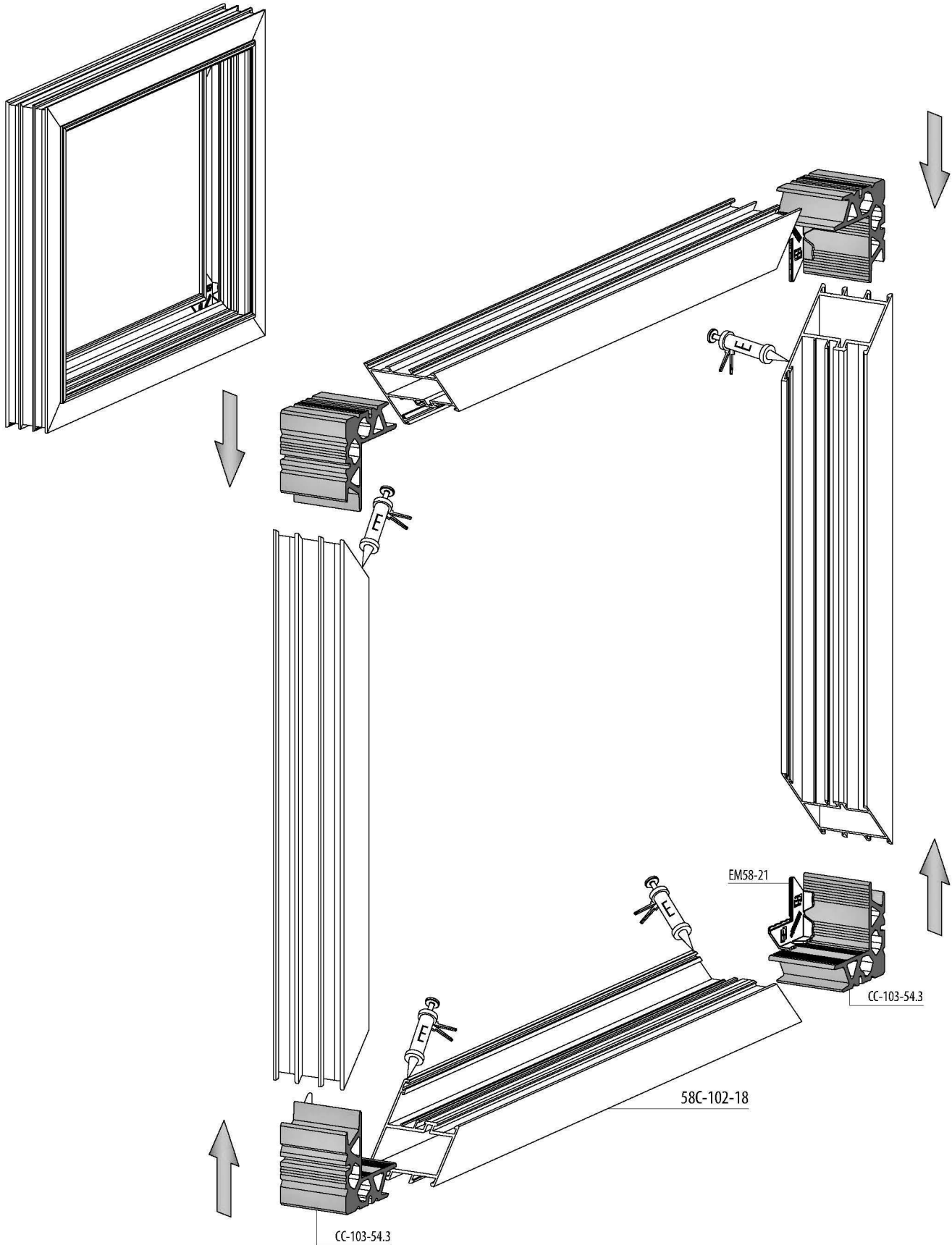





580

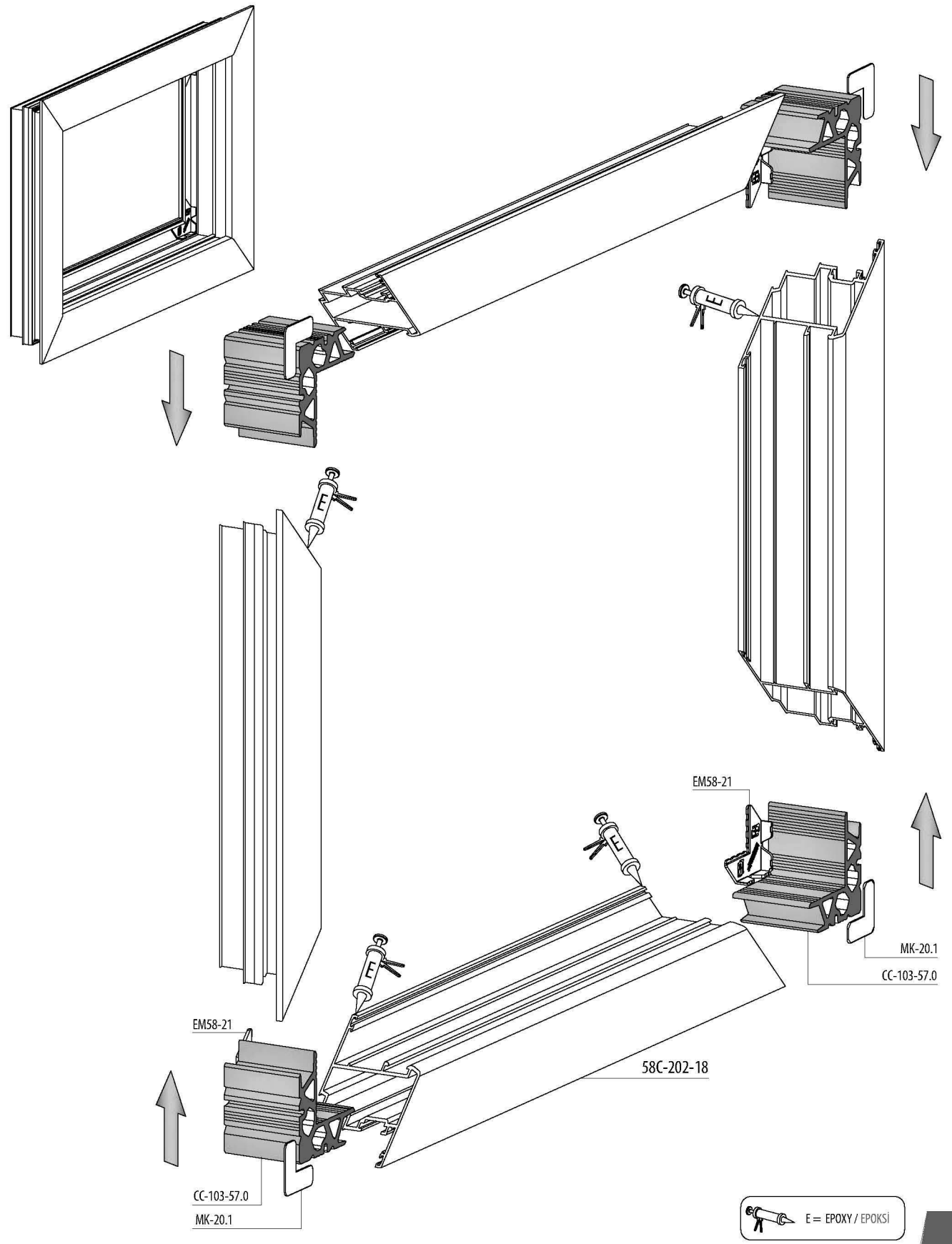
**ASSEMBLY DETAILS / MONTAJ DETAYLARI**

FRAME ASSEMBLY / KASA UYGULAMA

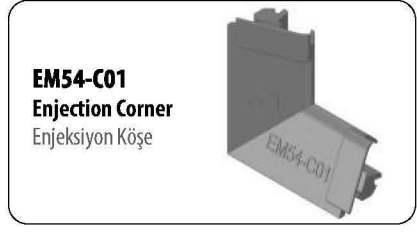
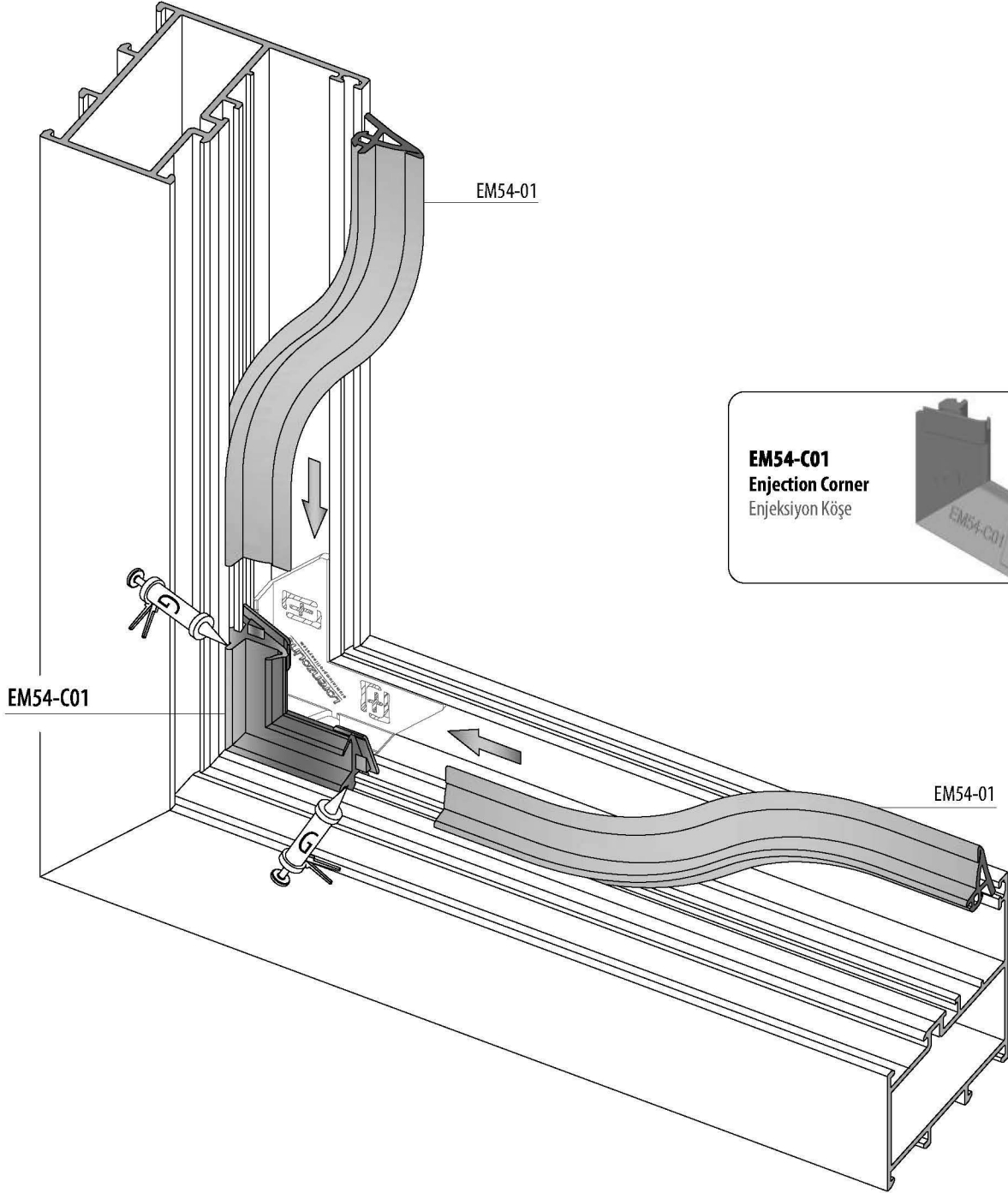



 E = EPOXY / EPOKSI

SASH ASSEMBLY / KANAT UYGULAMA




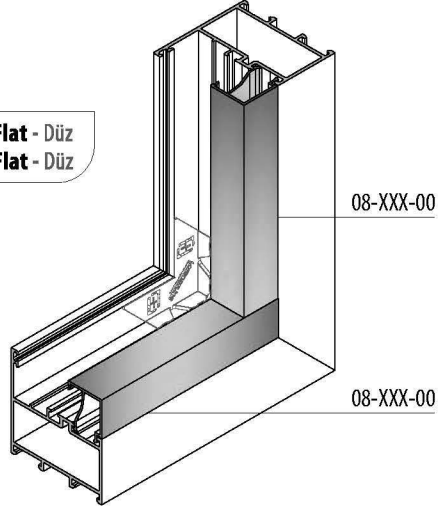
**CENTRAL GASKET ENJECTION CORNER**  
TOZLUK FİTİLİ ENJEKSİYON KÖŞE



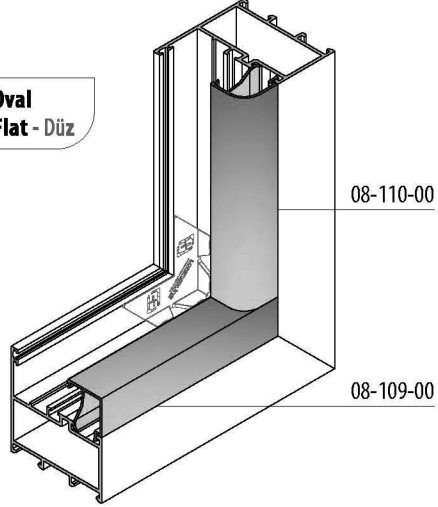
 G = EPDM GLUE  
EPDM YAPIŞTIRICI

GLAZING BEAD APPLICATION TYPES / CAM ÇITA UYGULAMA ÇEŞİTLERİ

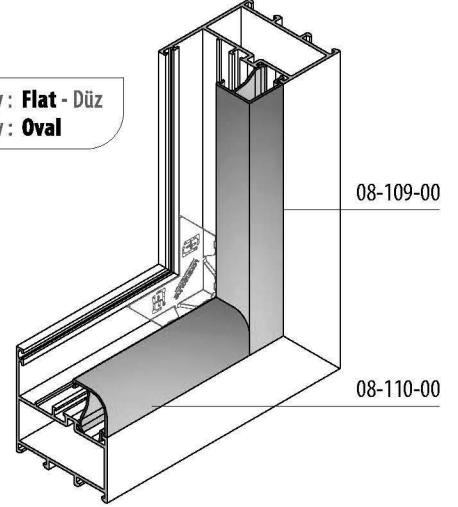
Vertical / Düşey : Flat - Düz  
Horizontal / Yatay : Flat - Düz



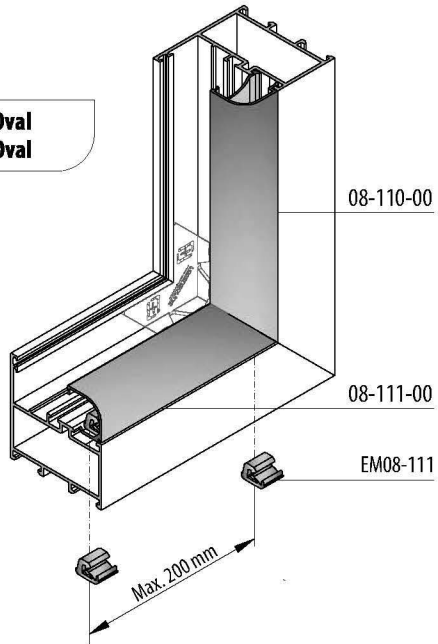
Vertical / Düşey : Oval  
Horizontal / Yatay : Flat - Düz



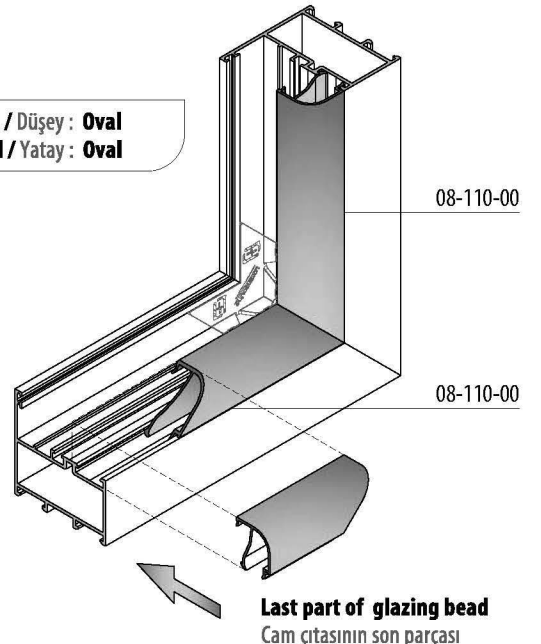
Vertical / Düşey : Flat - Düz  
Horizontal / Yatay : Oval



Vertical / Düşey : Oval  
Horizontal / Yatay : Oval

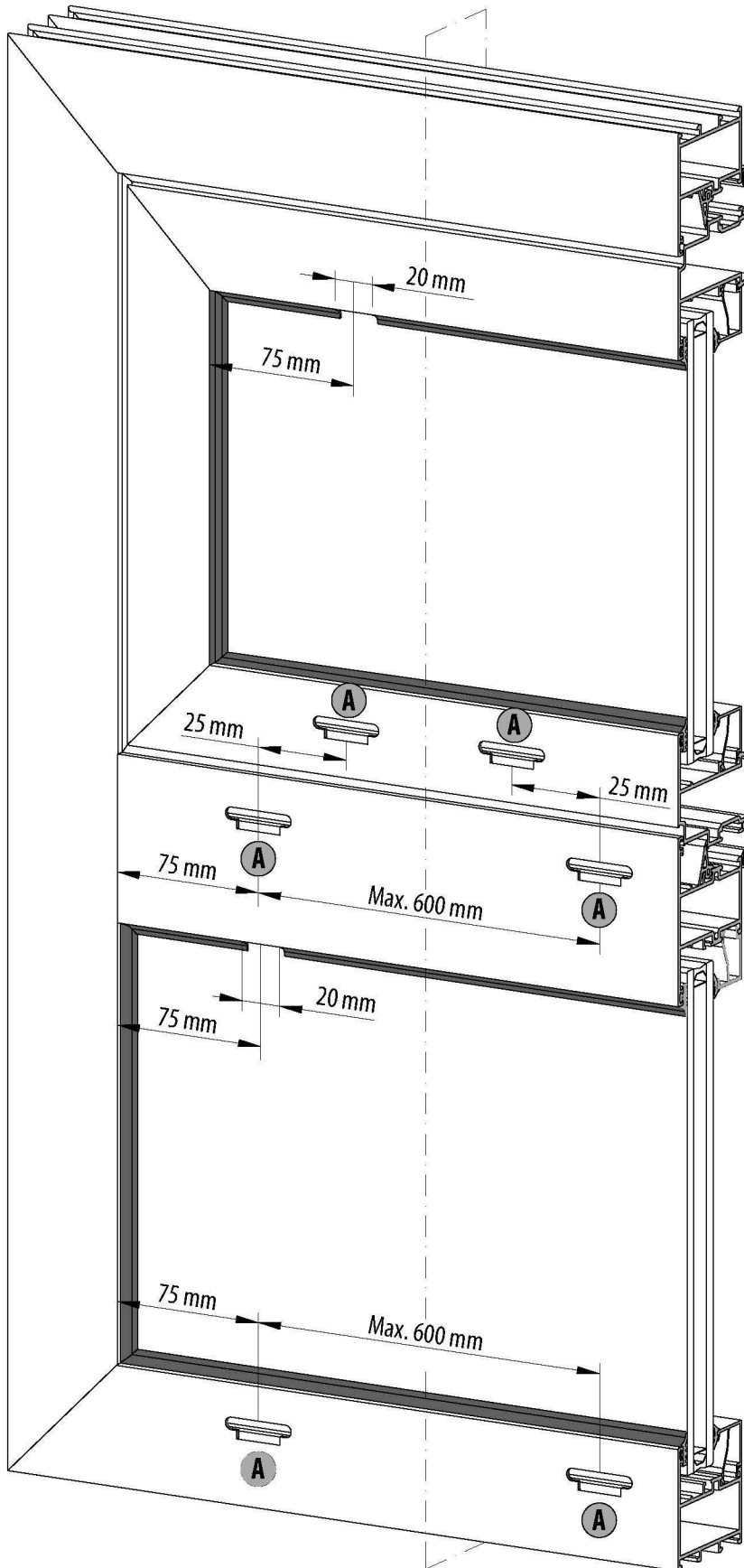


Vertical / Düşey : Oval  
Horizontal / Yatay : Oval



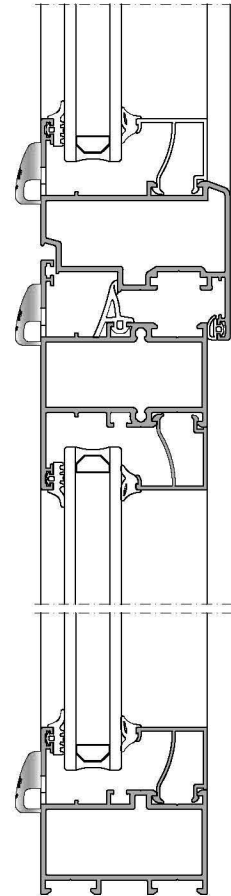
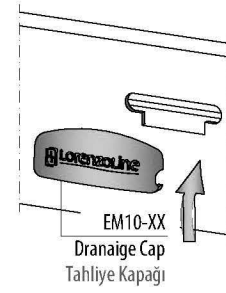
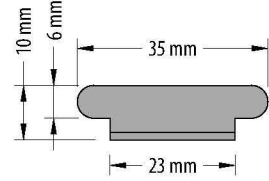
Last part of glazing bead  
Cam çitasının son parçası

DRANAIGE HOLES / TAHLİYE DELİKLERİ

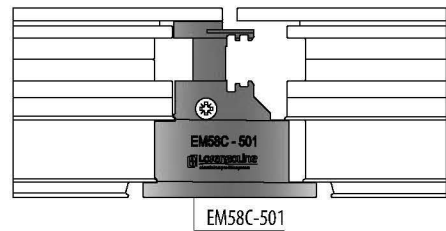
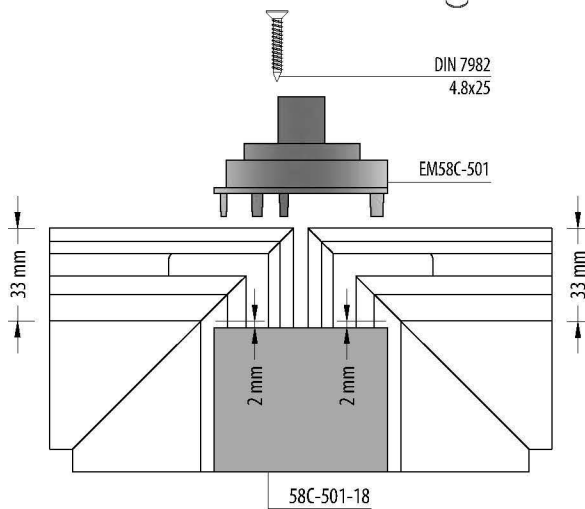
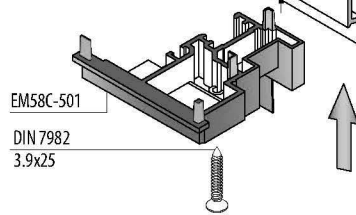
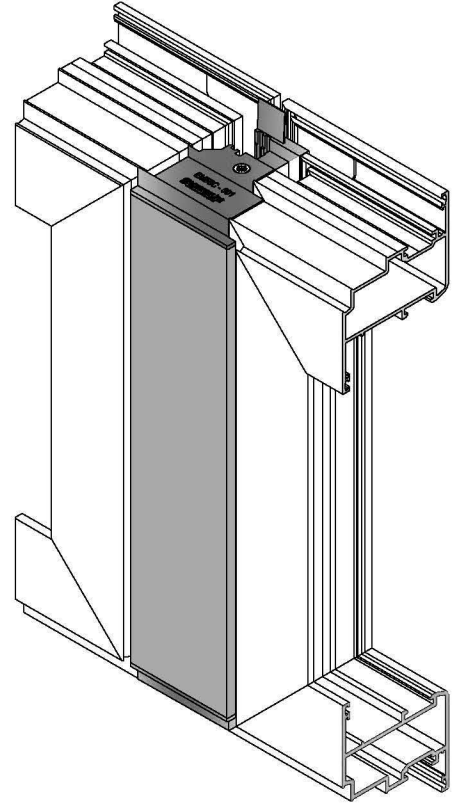
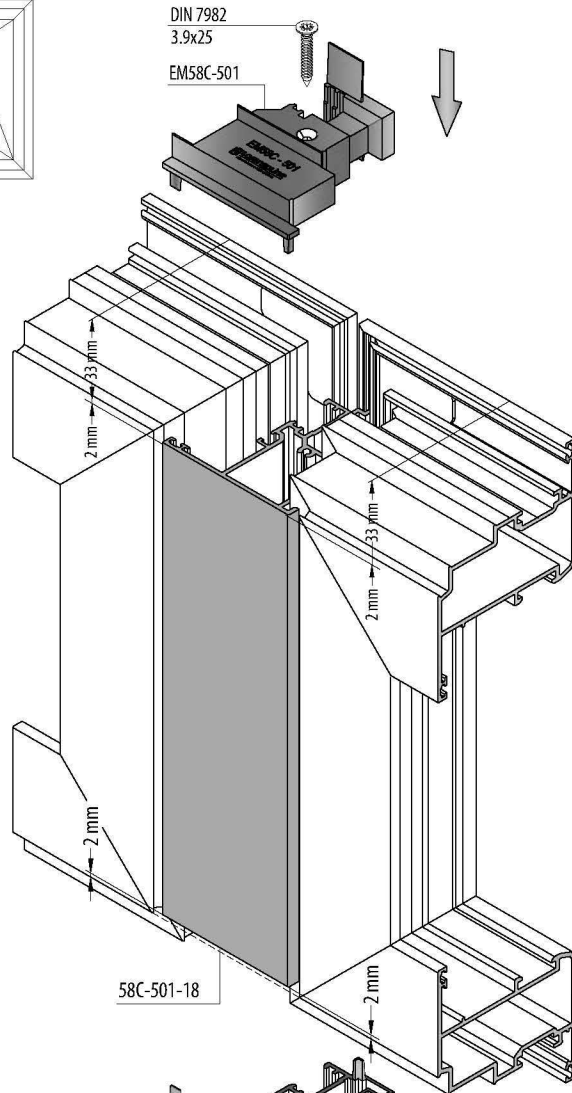
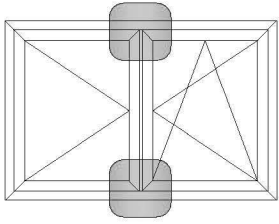


A

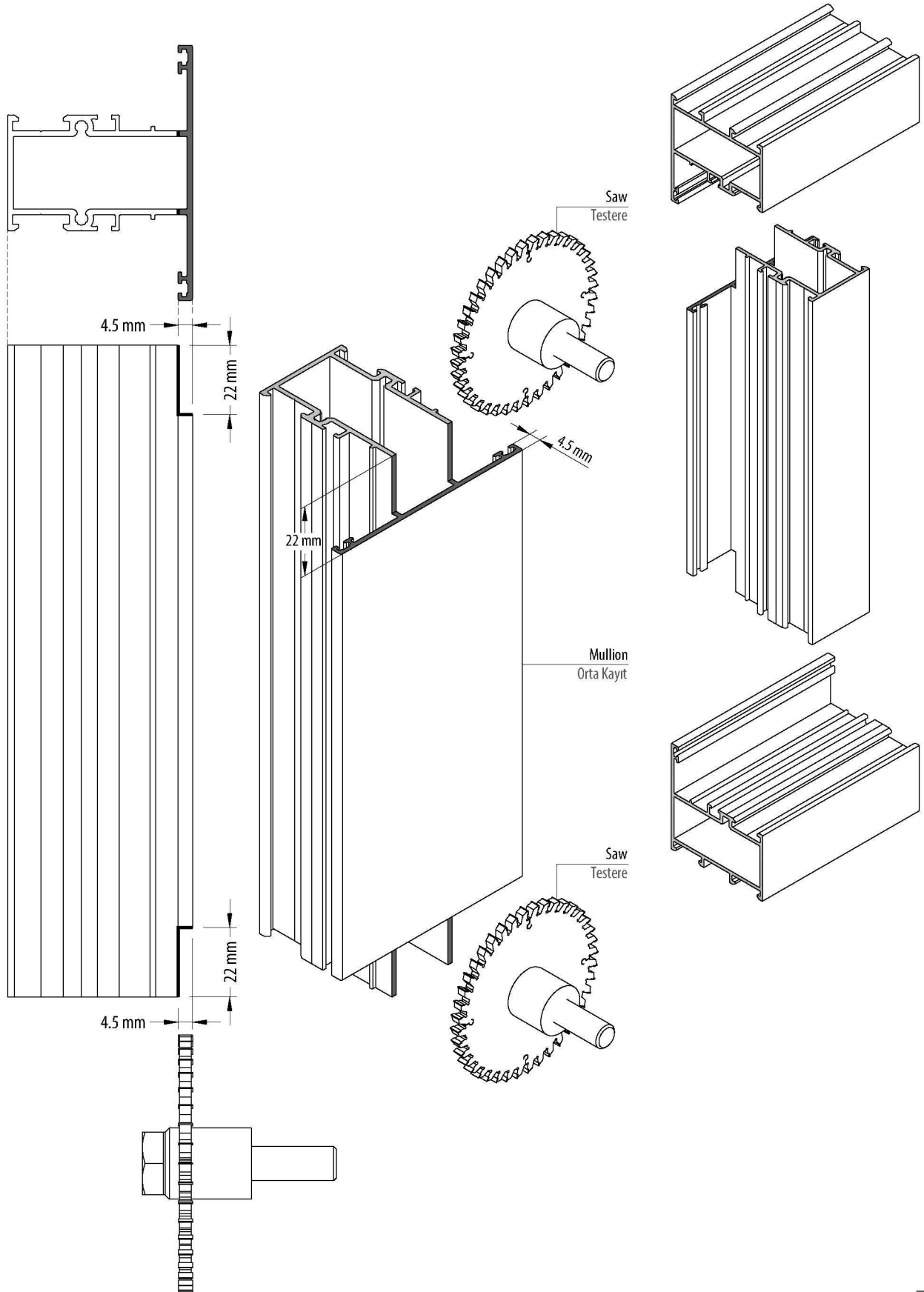
SLOT DIMENSIONS / SLOTLAR ÖLÇÜLERİ



DOUBLE SASH ADAPTER CAP / ÇİFT KANAT ADAPTÖRÜ




MULLION CUTTING KNIFE / ORTA KAYIT KESME BIÇAĞI

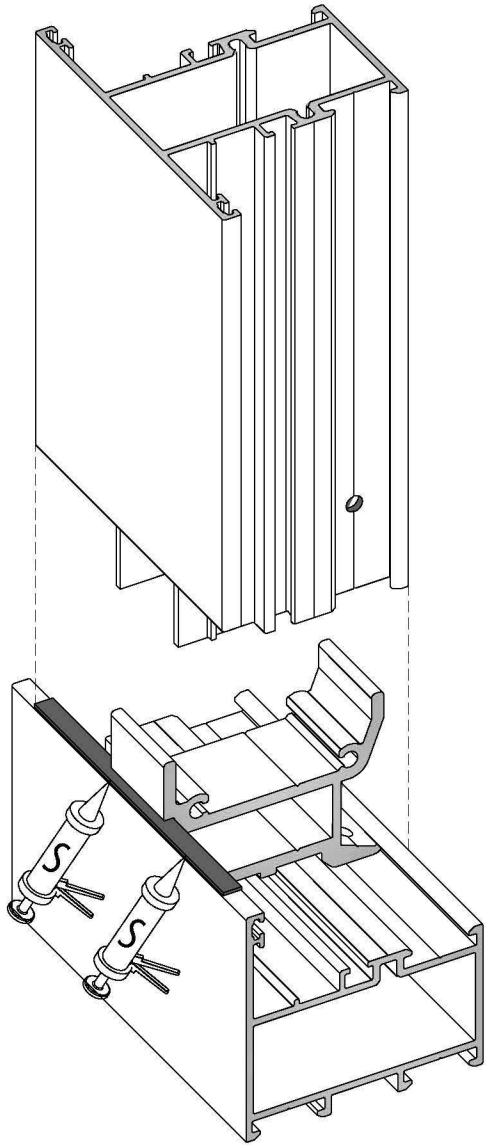




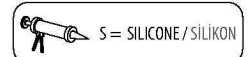
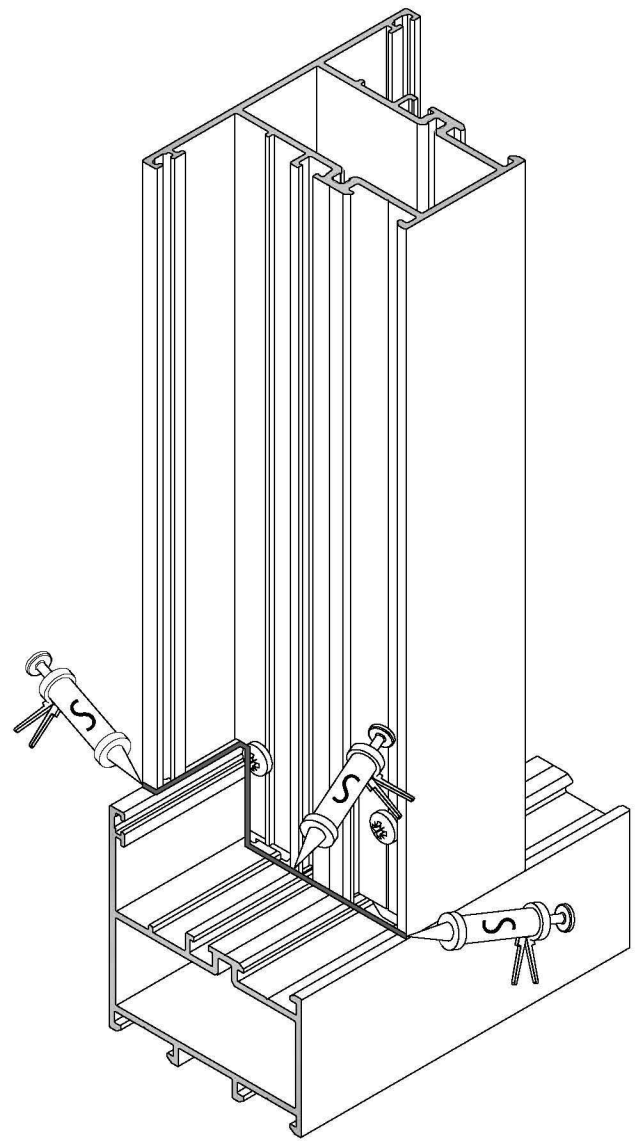
MULLION ISOLATION / ORTA KAYIT İZOLASYONU



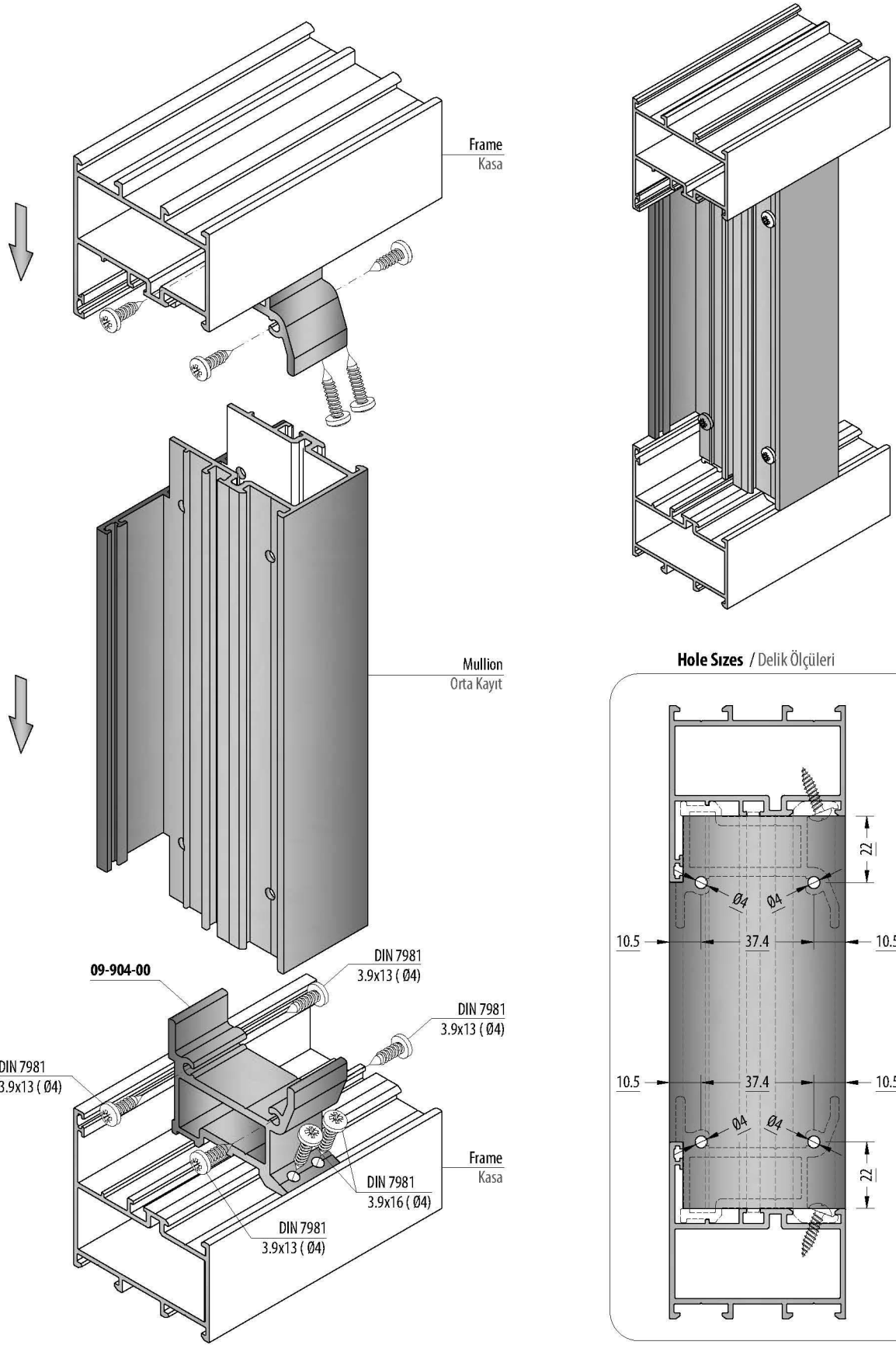
Isolation Before Montage  
Montaj Öncesi İzolasyon



Isolation After Montage  
Montaj Sonrası İzolasyon

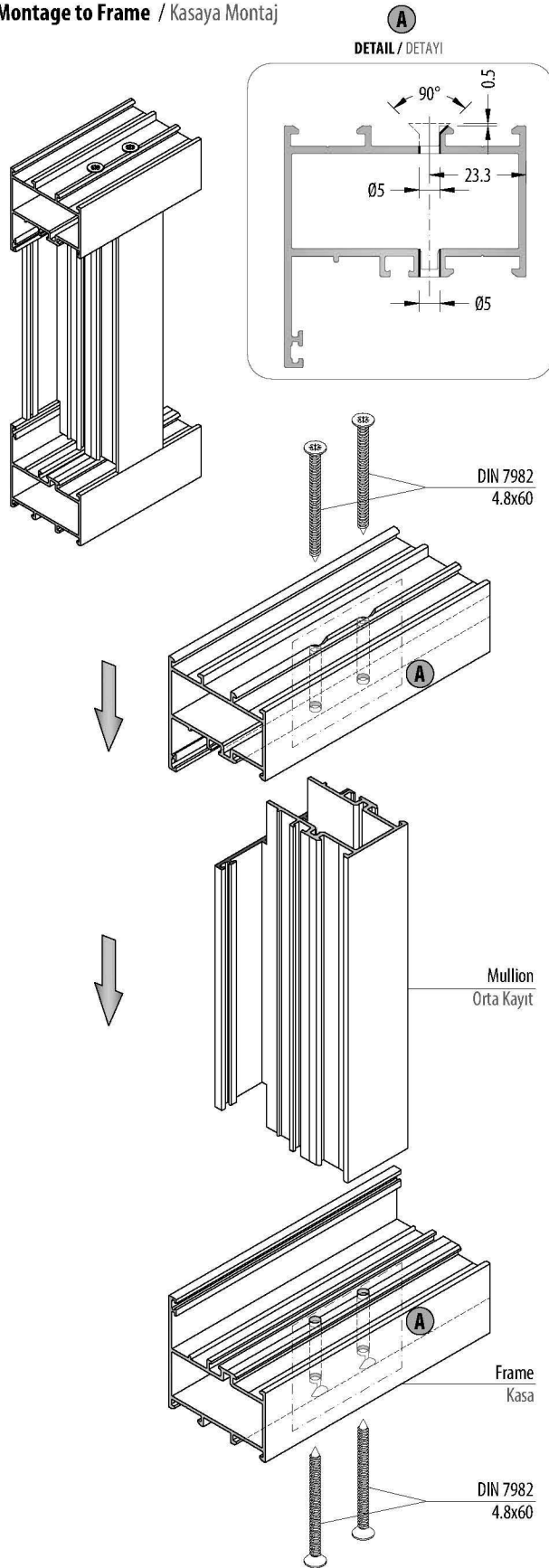


MULLION MONTAGE WITH T JUNCTION / ÇEKTİRME BAĞLANTI İLE ORTA KAYIT MONTAJI

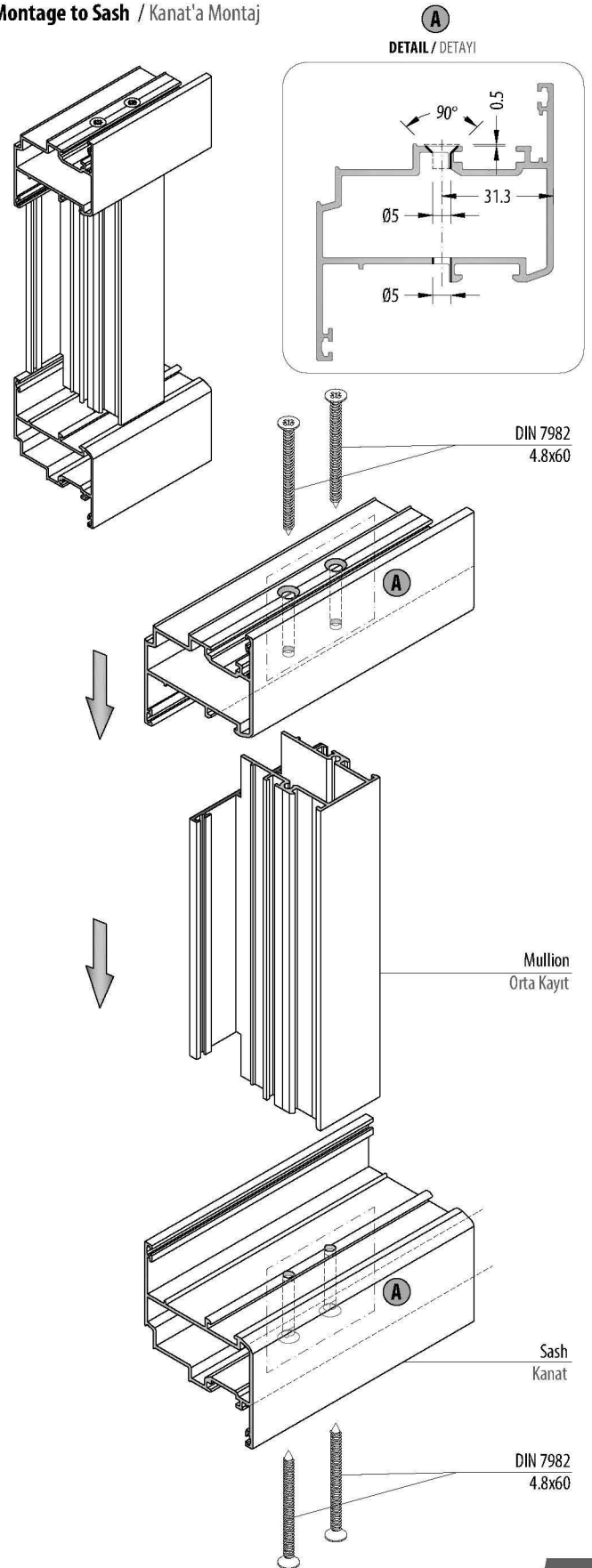


MULLION MONTAGE WITH SCREW / VİDA İLE ORTA KAYIT MONTAJI

Montage to Frame / Kasaya Montaj

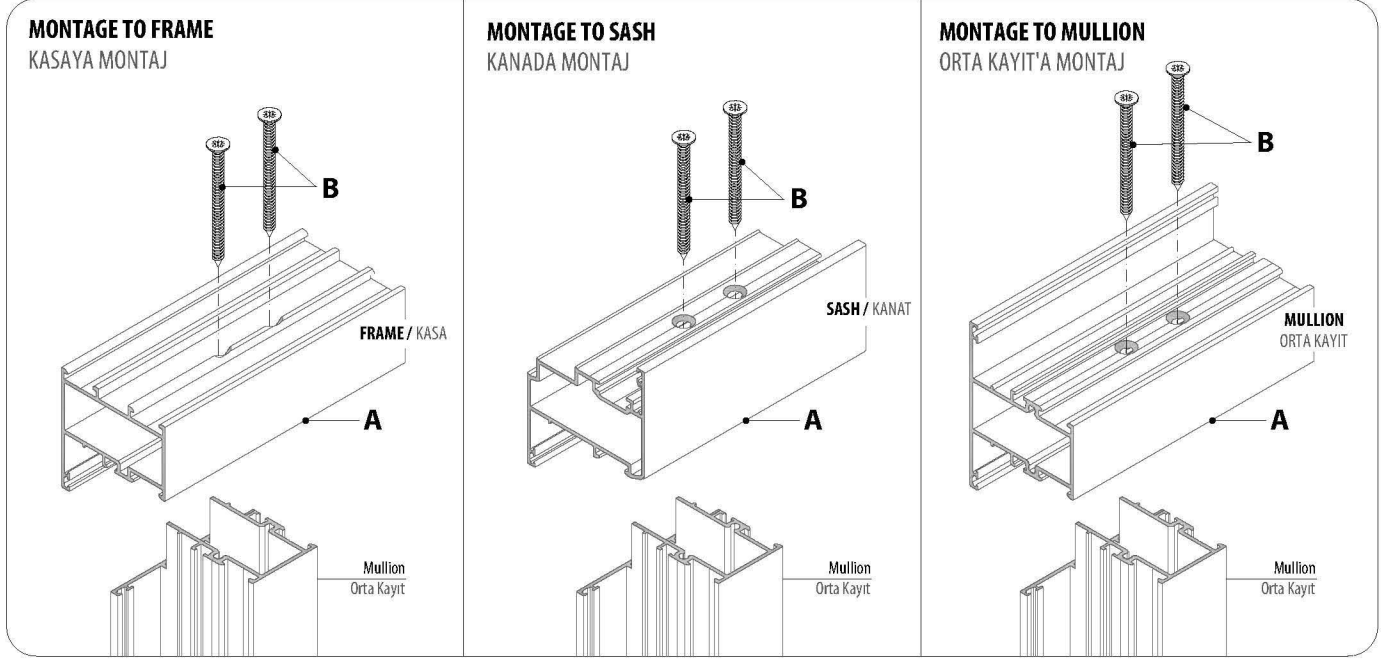


Montage to Sash / Kanat'a Montaj



## MULLION MONTAGE WITH SCREW / VİDA İLE ORTA KAYIT MONTAJI

## SCREW SIZES / VİDA ÖLÇÜLERİ



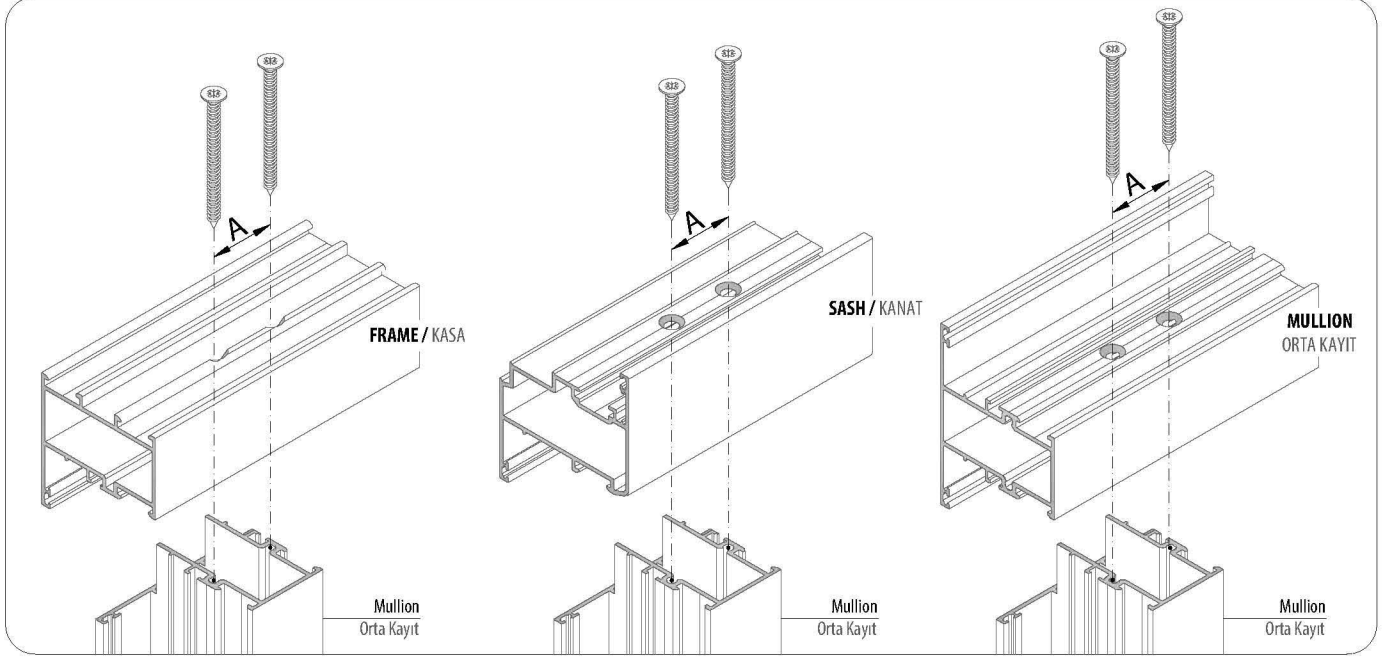
A	B
PROFILE CODE PROFİL KODU	SCREW VİDA
58C-101-18	YHB 4.8x40 DIN 7982
58C-102-15	YHB 4.8x60 DIN 7982
58C-102-18	
58C-102-20	
58C-108-15	
58C-104-18	YHB 4.8x80 DIN 7982

A	B
PROFILE CODE PROFİL KODU	SCREW VİDA
58C-201-15	YHB 4.8x50 DIN 7982
58C-201-18	
58C-202-18	YHB 4.8x60 DIN 7982
58C-204-15	YHB 4.8x80 DIN 7982
58C-204-18	
58C-204-20	
58C-205-15	YHB 4.8x80 DIN 7982
58C-205-18	
58C-206-18	YHB 4.8x90 DIN 7982
58C-207-18	

A	B
PROFILE CODE PROFİL KODU	SCREW VİDA
58C-301-15	YHB 4.8x40 DIN 7982
58C-301-18	
58C-301-20	
58C-302-15	YHB 4.8x60 DIN 7982
58C-302-18	
58C-302-20	
58C-322-18	
58C-304-15	YHB 4.8x80 DIN 7982
58C-304-18	
58C-304-20	
58C-305-18	YHB 4.8x100 DIN 7982
58C-306-18	YHB 4.8x50 DIN 7982

## MULLION MONTAGE WITH SCREW / VİDA İLE ORTA KAYIT MONTAJI

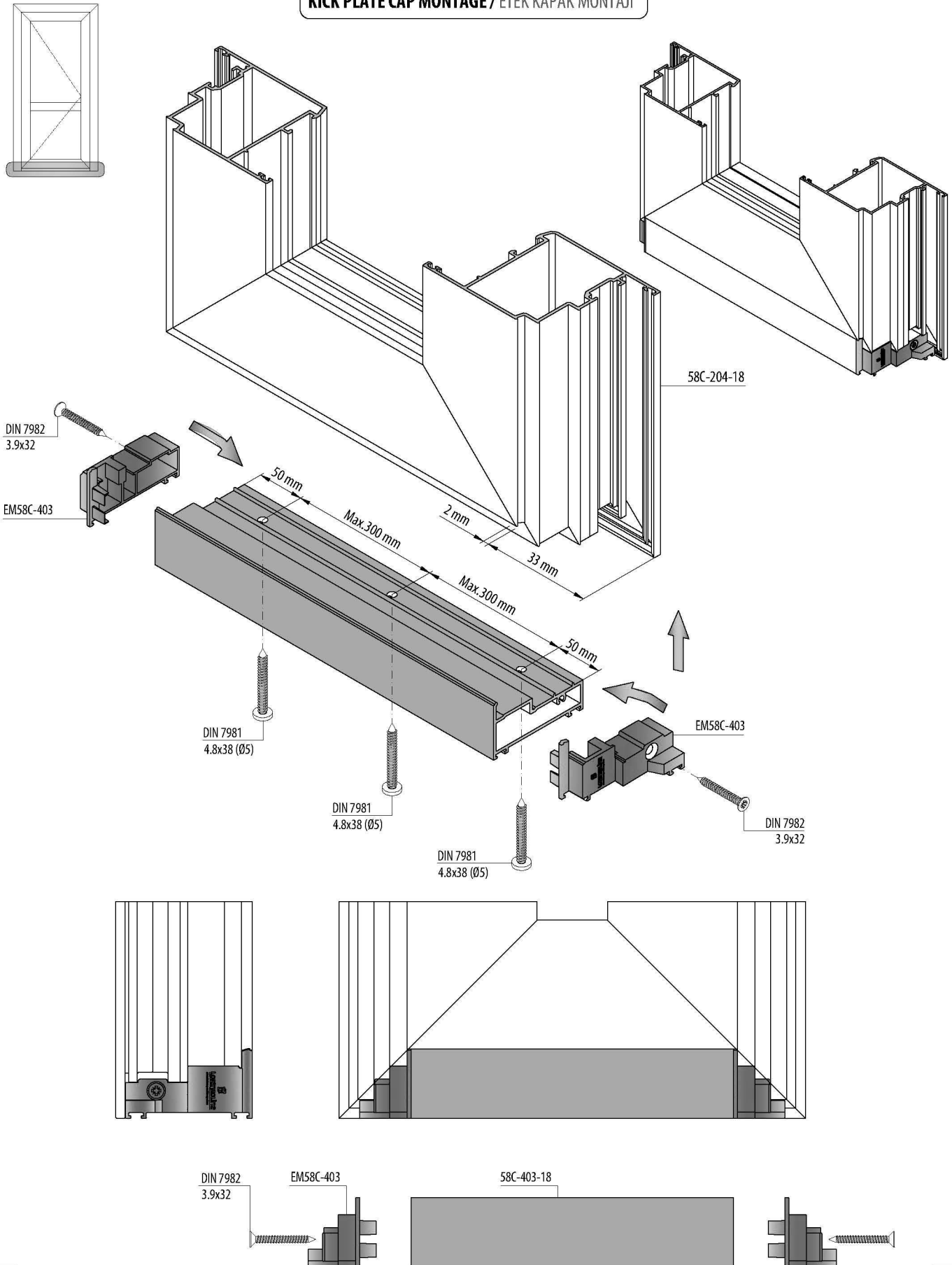
## MULLION AKS DIMENSION / ORTA KAYIT AKS ÖLÇÜLERİ



A	B
PROFILE CODE PROFİL KODU	SCREW VİDA
58C-301-15	17 mm
58C-301-18	
58C-301-20	
58C-302-15	29 mm
58C-302-18	
58C-302-20	
58C-322-18	

A	B
PROFILE CODE PROFİL KODU	SCREW VİDA
58C-304-15	49.3 mm
58C-304-18	
58C-304-20	
58C-305-18	78.4 mm
58C-306-18	23.9 mm

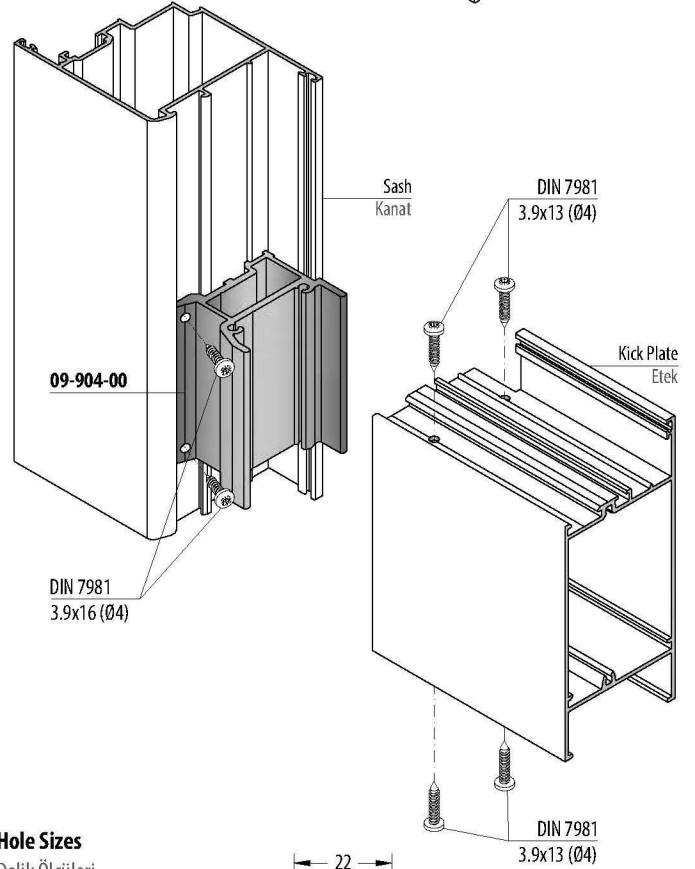
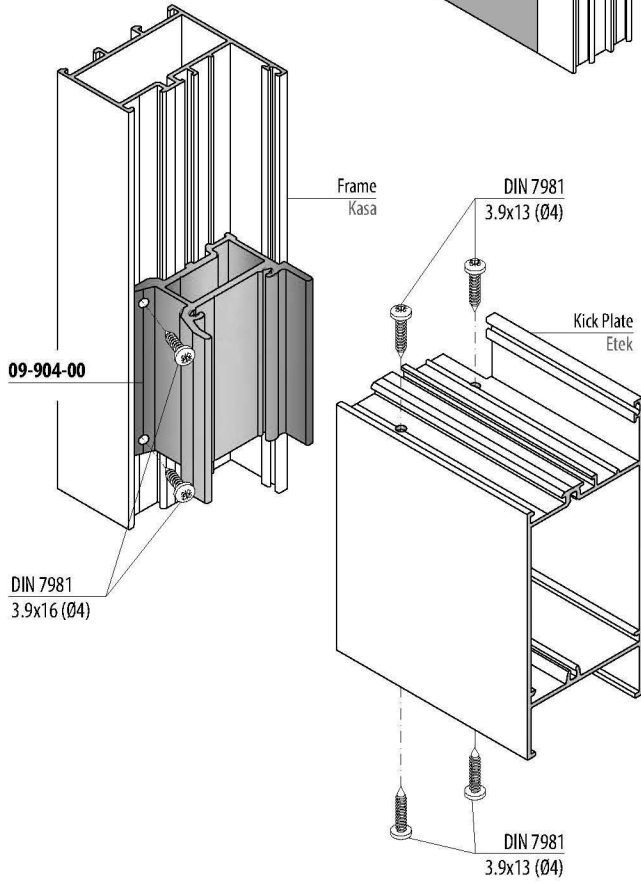
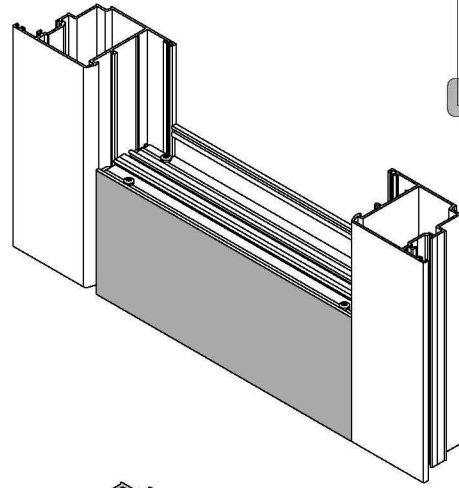
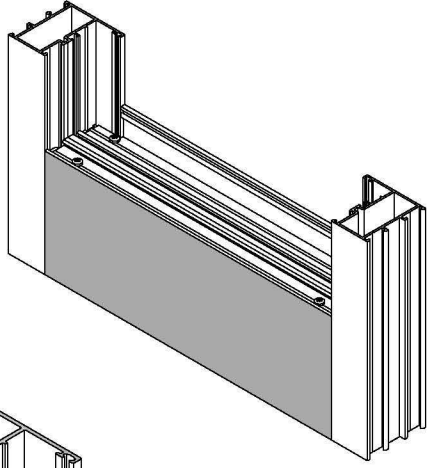
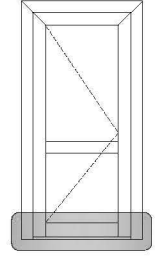
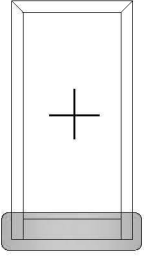
KICK PLATE CAP MONTAGE / ETEK KAPAK MONTAJI



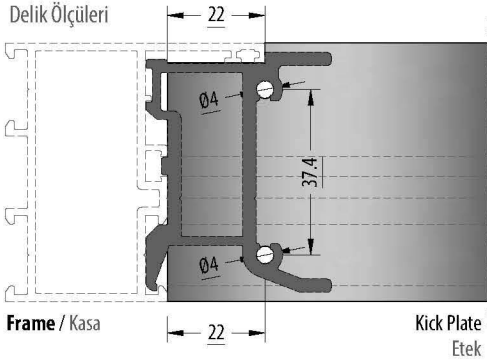
**KICK PLATE MONTAGE WITH T JUNCTION / ÇEKTİRME BAĞLANTI İLE ETEK MONTAJI**

Montage to Frame / Kasaya Montaj

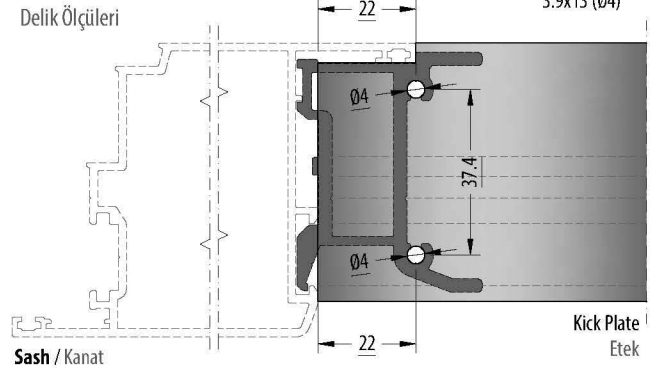
Montage to Sash / Kanat'a Montaj



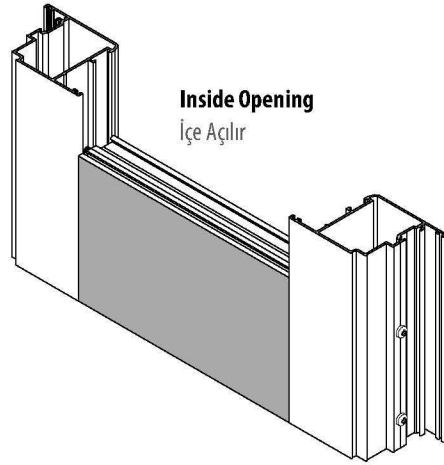
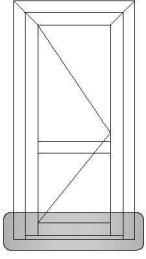
**Hole Sizes**  
Delik Ölçüleri



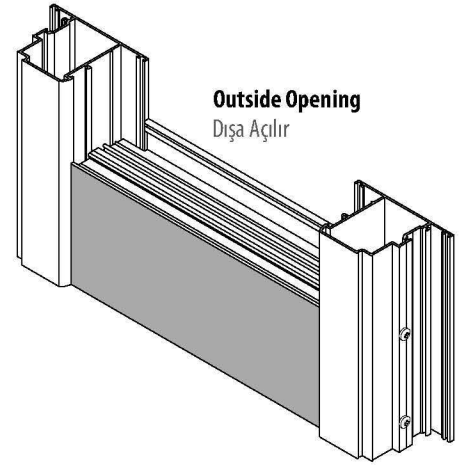
**Hole Sizes**  
Delik Ölçüleri



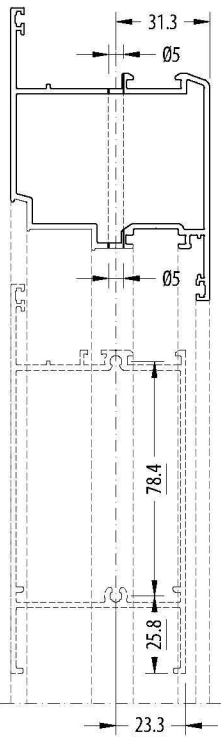
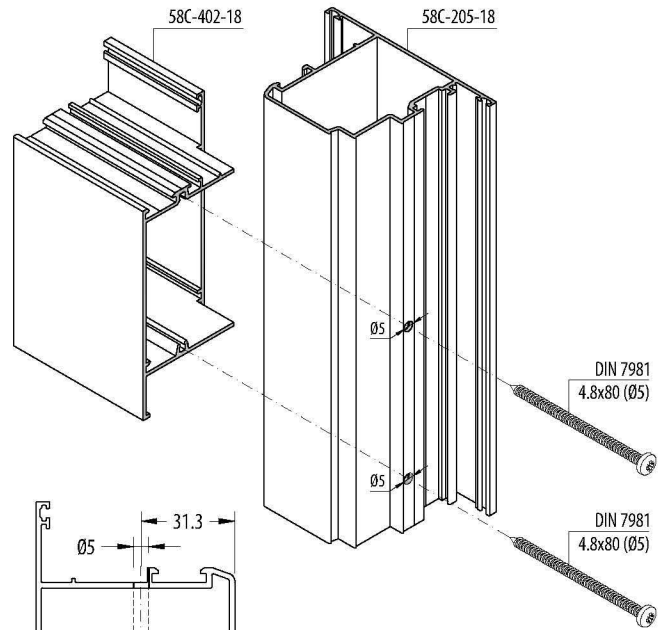
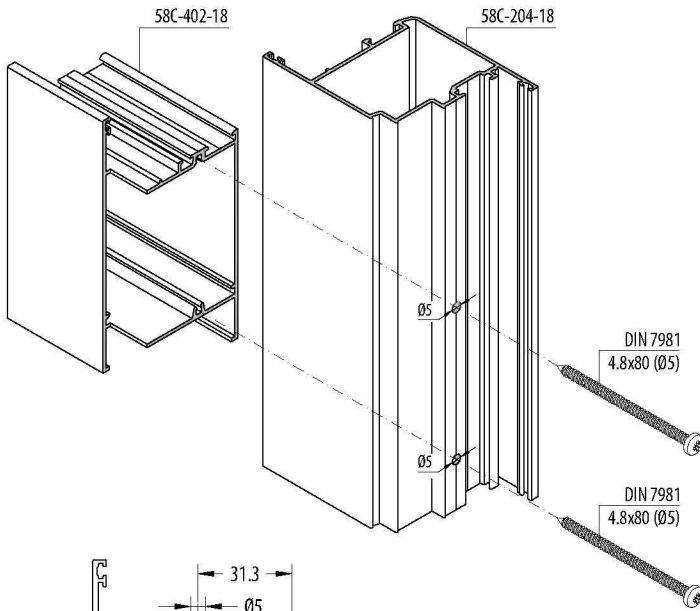
KICK PLATE CAP MONTAGE WITH SCREW / ETEK KAPAĞI İLE VIDA MONTAJI



Inside Opening  
İçe Açılır

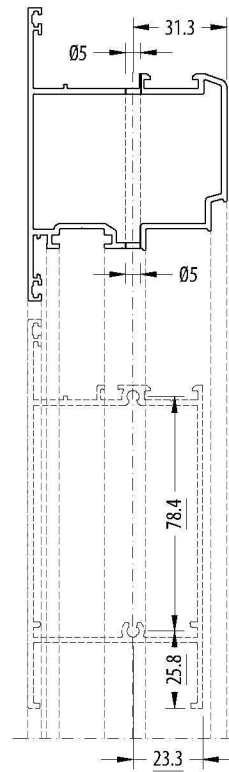


Outside Opening  
Dışa Açılır



Screw Sizes / Vida Ölçüleri

PROFILE CODE PROFİL KODU	SCREW VIDA
58C-204-15	
58C-204-18	DIN 7981 4.8x80
58C-204-20	
58C-206-18	DIN 7981 4.8x90



Screw Sizes / Vida Ölçüleri

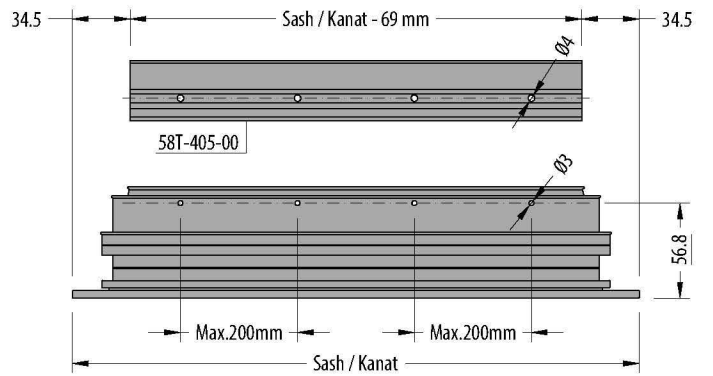
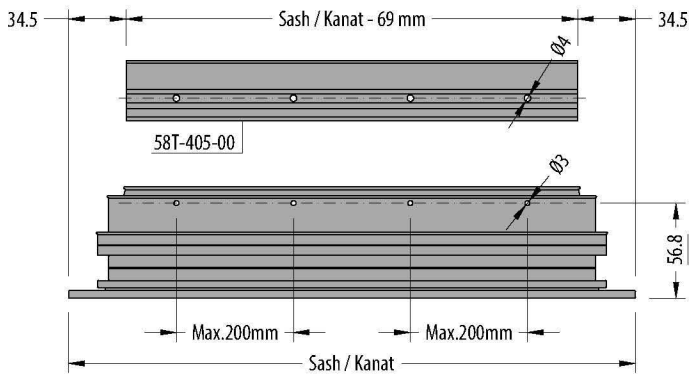
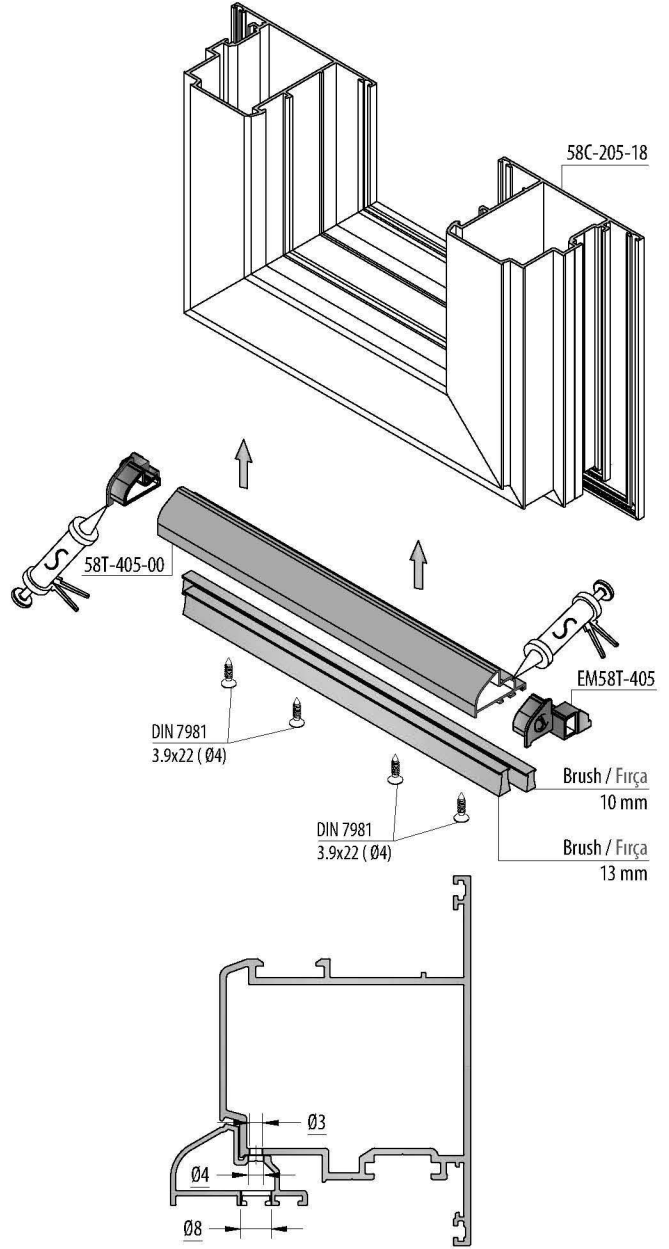
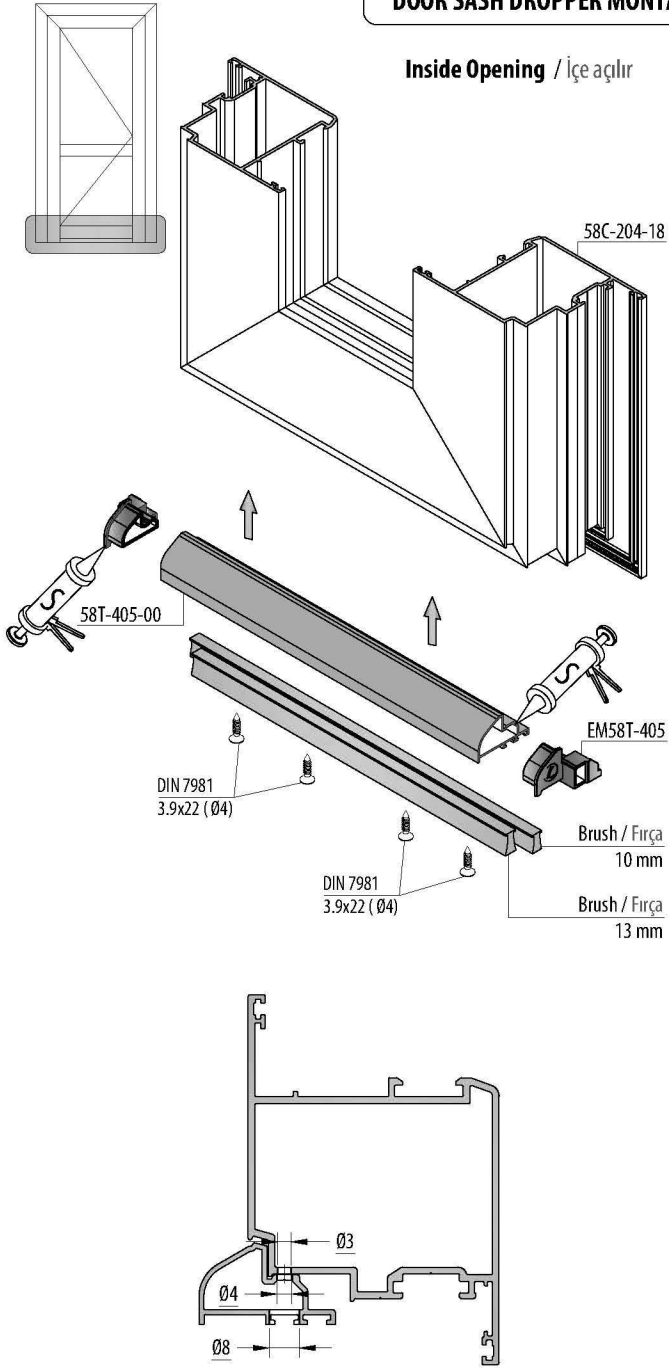
PROFILE CODE PROFİL KODU	SCREW VIDA
58C-205-15	
58C-205-18	DIN 7981 4.8x80
58C-207-18	DIN 7981 4.8x90




DOOR SASH DROPPER MONTAGE / KAPI KANADI DAMLALIK MONTAJI

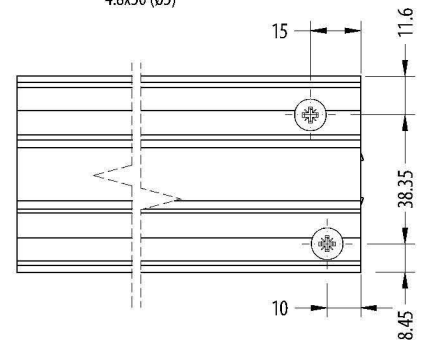
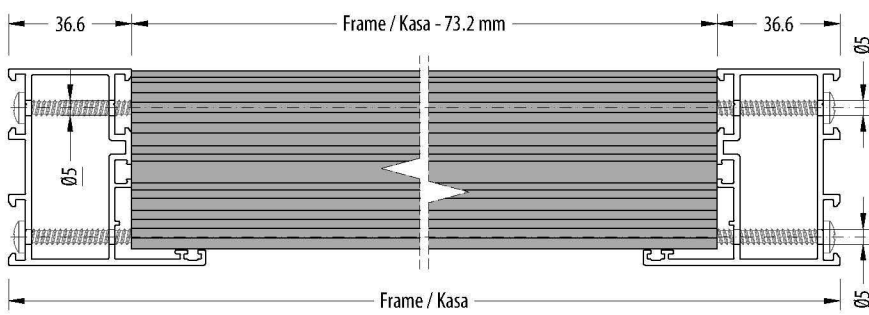
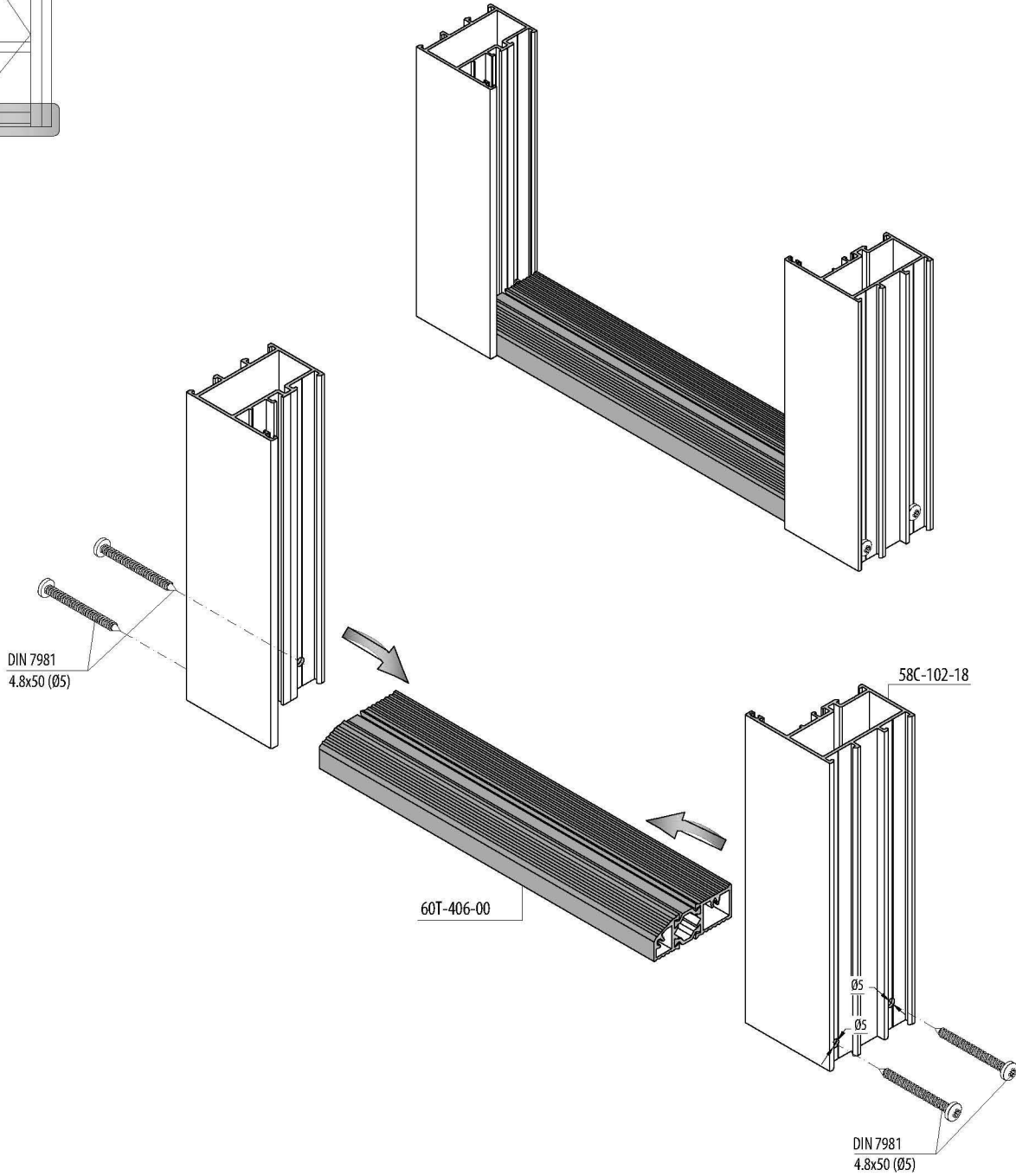
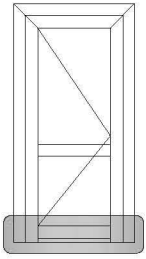
Inside Opening / İçe Açılır

Outside Opening / Dışa Açılır



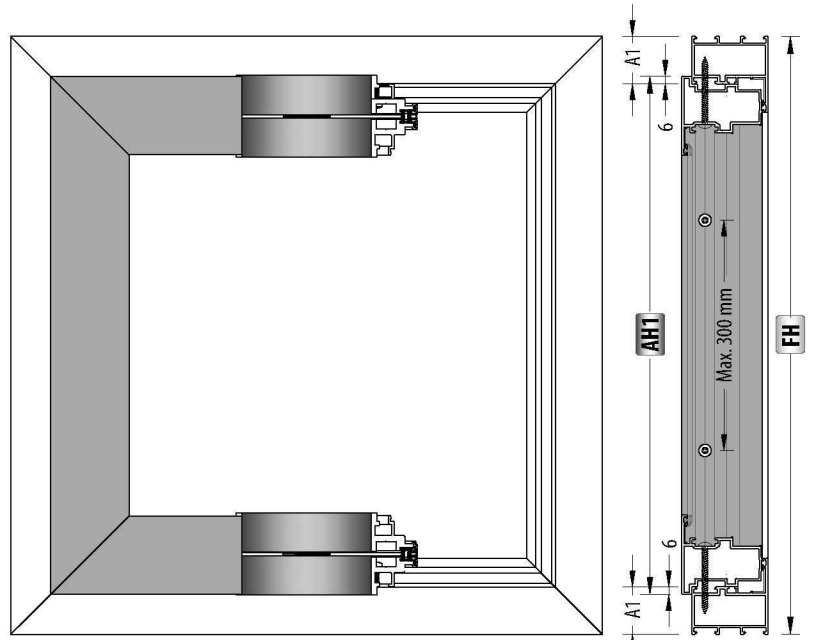
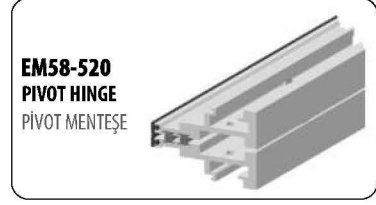
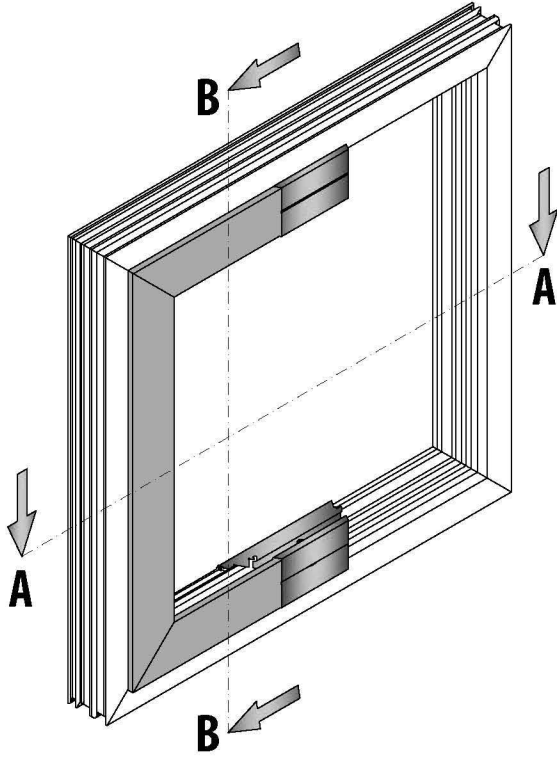
 S = SILICONE / SİLİKON

FRAME KICK PLATE MONTAGE / KASA İLE ETEK MONTAJI

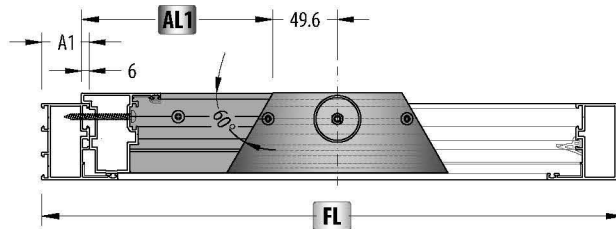
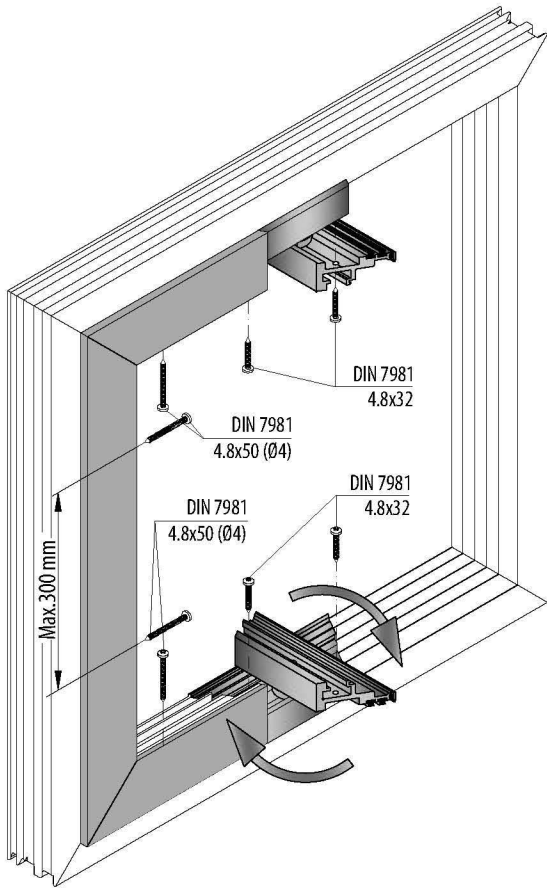


PIVOT OPENING ASSEMBLY / PİVOT AÇILIM UYGULAMASI

Frame Assembly / Kasa Uygulaması



B-B SECTION / KESİTİ



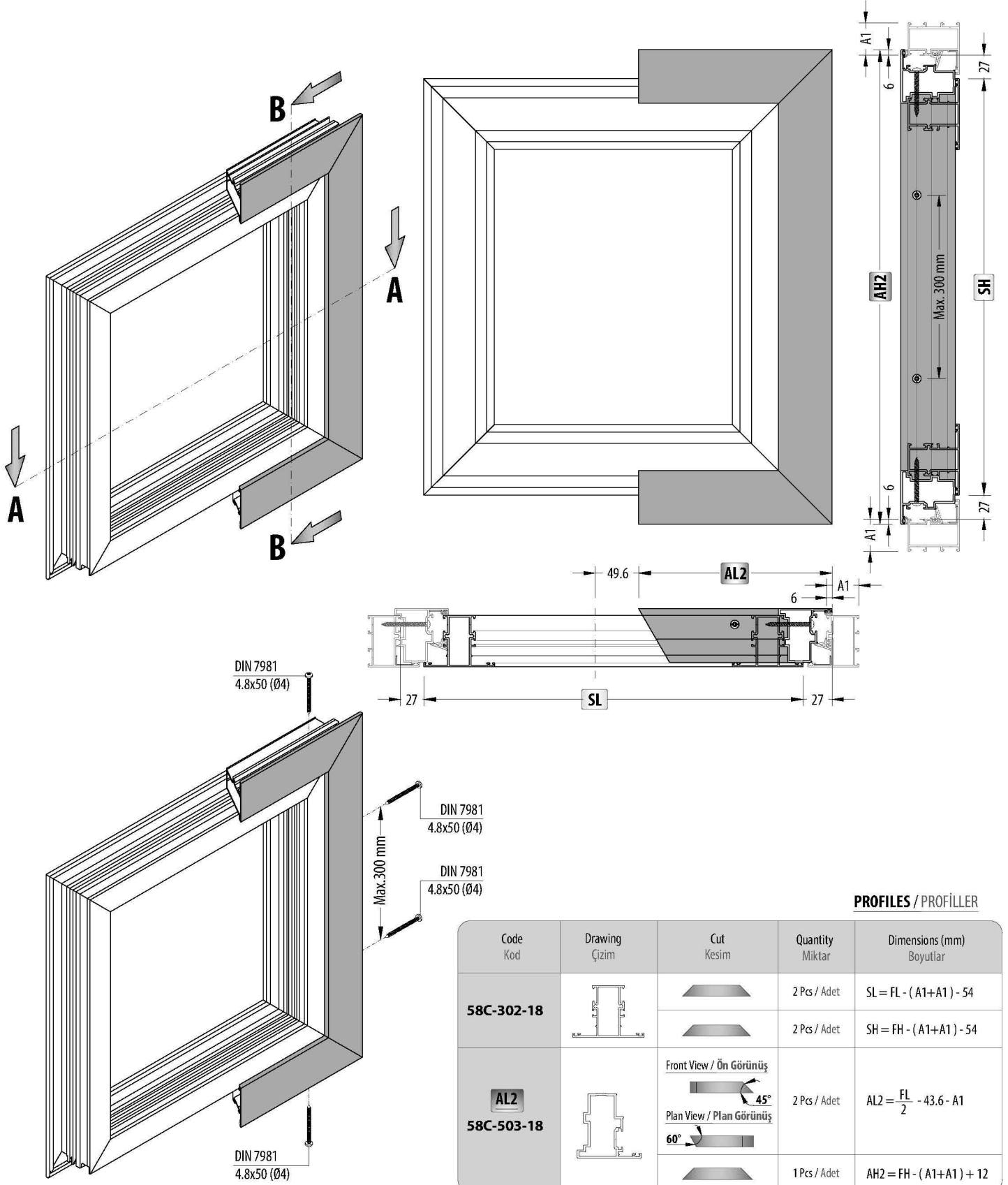
A-A SECTION / KESİTİ

PROFILES / PROFİLLER

Code Kod	Drawing Çizim	Cut Kesim	Quantity Miktar	Dimensions (mm) Boyutlar
<b>58C-102-18</b>			2 Pcs / Adet	FL
			2 Pcs / Adet	FH
<b>AL1</b> <b>58C-503-18</b>		Front View / Ön Görünüş  Plan View / Plan Görünüş 	2 Pcs / Adet	$AL1 = \frac{FL}{2} - 43.6 - A1$
			1 Pcs / Adet	$AH1 = FH - (A1 + A1) + 12$

## PIVOT OPENING ASSEMBLY / PİVOT AÇILIM UYGULAMASI

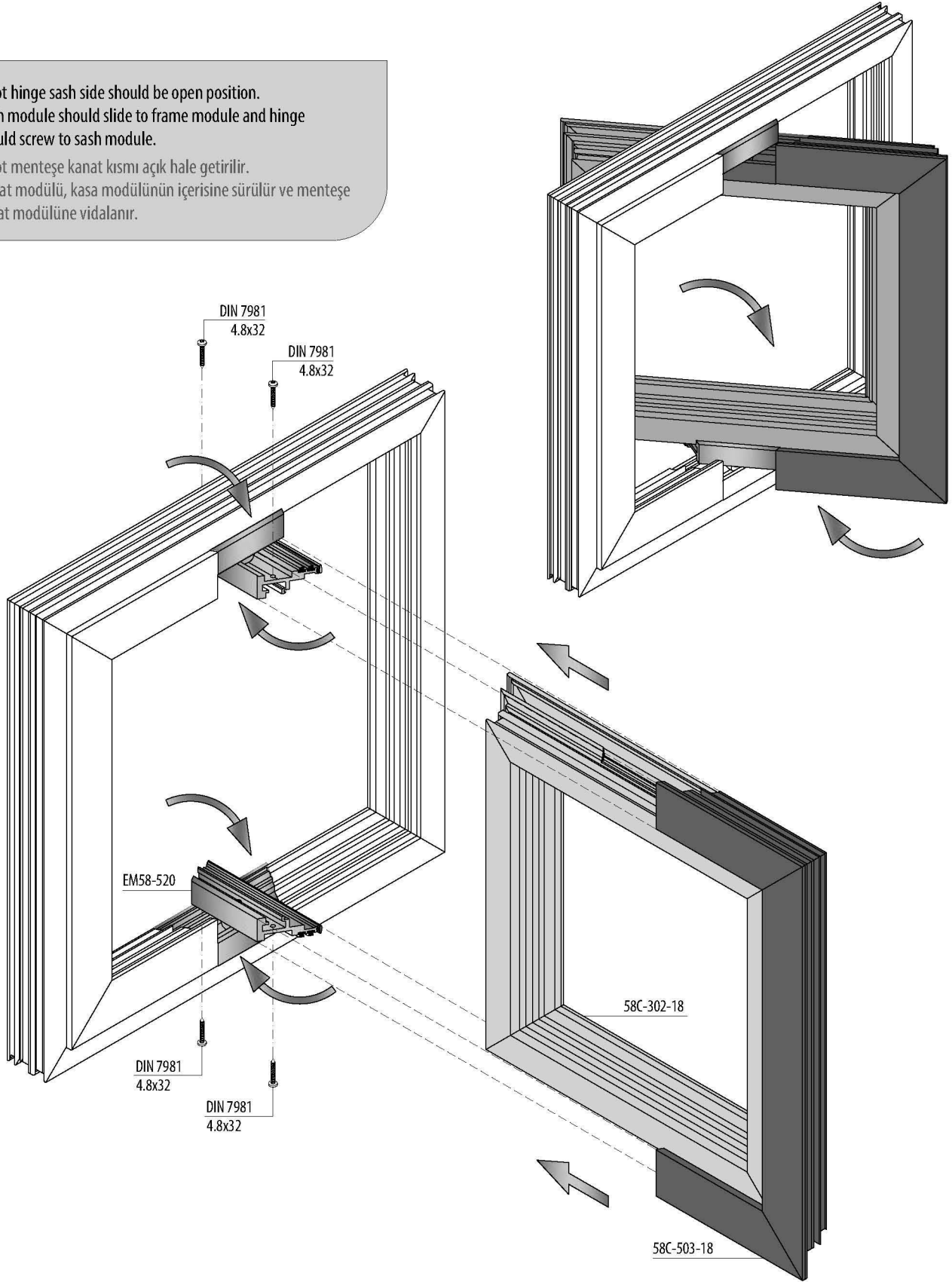
## Sash Assembly / Kanat Uygulaması





## PIVOT OPENING ASSEMBLY / PİVOT AÇILIM UYGULAMASI


## Frame - Sash Assembly / Kasa - Kanat Uygulaması

- \* Pivot hinge sash side should be open position.
- \* Sash module should slide to frame module and hinge should screw to sash module.
- \* Pivot menteşe kanat kısmı açık hale getirilir.
- \* Kanat modülü, kasa modülünün içerisine sürülür ve menteşe kanat modülüne vidalanır.













**KURTOĞLU BAKIR KURŞUN SANAYİ A.Ş.**  
Velimeşe Organize Sanayi Bölgesi Akbayır Yolu  
Küme Evler No: 81 Ergene 59851 Tekirdağ / Türkiye  
T: 0 282 684 70 00 F: 0 282 684 70 01  
[www.kurtogluas.com](http://www.kurtogluas.com)